

FLASH EUROBAROMETER 557

# Businesses' attitudes towards corruption in the EU and in selected enlargement countries

EUROBAROMETER **REPORT**  
JANUARY-FEBRUARY 2025



Survey conducted by Ipsos European Public Affairs at the request of the European Commission, Directorate-General for Justice and Consumers

Survey coordinated by the European Commission, Directorate-General for Communication (DG COMM “Public Opinion and Citizens Engagement” Unit)

This document does not represent the point of view of the European Commission. The interpretations and opinions contained in it are solely those of the authors.

Project title	Flash Eurobarometer 557 – Businesses' attitudes towards corruption in the EU and in selected enlargement countries
	Report
	EN
Catalogue number	DS-01-25-123-EN-N
ISBN	978-92-68-28151-2
	doi:10.2838/3232327

© European Union, 2025

<https://europa.eu/eurobarometer>

## Table of contents

Introduction .....	1
Main findings .....	3
1. Perceptions about corruption and practices leading to corruption .....	6
1.1. How widespread is the problem of corruption? .....	6
1.2. Most common types of corruption .....	11
1.3. Bribes and gifts .....	16
1.4. Opinions about practices leading to corruption .....	19
2. Attitudes and beliefs about measures against corruption .....	24
2.1. Opinions about law enforcement .....	24
2.2. Opinions about how corruption is being tackled .....	30
2.3. Opinions about whistleblowing practices .....	35
3. Problems encountered when doing business .....	41
3.1. Corruption .....	42
3.2. Patronage and nepotism .....	45
3.3. Other problems encountered when doing business .....	48
4. Corruption in public procurement .....	51
4.1. Participation in public procurement procedures .....	51
4.2. Extent of illegal practices in public procurement procedures .....	52
Technical specifications .....	57
Questionnaire .....	59
Data annex .....	65

## Introduction

Corruption is a multi-sector phenomenon, present both in the public and private sector, and in the political arena. While corruption can take the form of petty crime or complex high-level corruption, it can also hide behind favouritism and nepotism, conflicts of interest and revolving doors – where business meets politics.

Corruption is harmful to society. It constitutes a threat to security as it enables and drives organised crime, terrorism, and other forms of crimes, including money-laundering or drug trafficking. Corruption deepens inequalities, erodes citizens' trust in public institutions, undermines good governance and social justice, and constitutes a serious threat to the rule of law, democracy and fundamental rights. Corruption also has a negative impact on prosperity and economic growth by creating business uncertainty, lowering investment levels, hampering fair competition and reducing public finances. It also adversely affects government objectives that focus on improving income disparity and environmental protection.<sup>1</sup>

The European Commission (EC) has been given a political mandate to measure efforts in the fight against corruption and to develop a comprehensive EU anti-corruption policy. On 3 May 2023, the European Commission adopted anti-corruption measures. This includes a proposal for a new Directive on combating corruption by criminal law. It aims to update and harmonise EU rules on definitions and penalties for corruption offences to ensure high standards against the full range of corruption crimes. It provides also for corruption prevention. Prevention helps to support a culture of integrity, in which corruption and impunity are not tolerated.

This Eurobarometer survey, first conducted in 2013, and repeated in 2015, 2017, 2019, 2023 and 2024,<sup>2</sup> is designed to explore the level of corruption perceived and experienced by businesses employing one or more persons in the following six key sectors: energy, mining, oil and gas, chemicals; healthcare and pharmaceutical; engineering and electronics, motor vehicles; construction and building; telecommunications and information technologies; and financial services, banking and investment. The survey covers a range of areas, including:

- Businesses' perception of the level of corruption in their country
- The prevalence of practices leading to corruption
- How corruption is investigated, prosecuted and sanctioned
- Effectiveness of whistleblowing and protection for workers reporting corruption
- Problems encountered when doing business
- Corrupt practices in public tender and public procurement procedures.

For this Flash Eurobarometer, a representative sample of companies (see above) was interviewed between 27 January and 28 February 2025 by Ipsos European Public Affairs. In this round, in addition to interviews across the 27 EU Member States (12 926 interviews), interviews were also conducted in four enlargement countries: Albania, Montenegro, North Macedonia and Serbia (1 771 interviews). Interviews took place via telephone with someone with decision-making responsibilities or leading the commercial activities in the company.

<sup>1</sup> Source: [https://commission.europa.eu/strategy-and-policy/policies/justice-and-fundamental-rights/democracy-eu-citizenship-anti-corruption/anti-corruption\\_en](https://commission.europa.eu/strategy-and-policy/policies/justice-and-fundamental-rights/democracy-eu-citizenship-anti-corruption/anti-corruption_en)

<sup>2</sup> For more details, see: <https://europa.eu/eurobarometer/surveys/browse/all/series/18823>

**Businesses' attitudes towards corruption in the EU and in selected enlargement countries****Notes**

- Survey results are subject to sampling tolerances meaning that not all apparent differences between countries and types of companies may be statistically significant. Thus, only differences that are statistically significant (at the 5% level) – i.e. where it can be reasonably certain that they are unlikely to have occurred by chance – are highlighted in the text.
- Survey data were weighted to marginal population distributions (in terms of number of employees and NACE sector; source: Eurostat Enterprise Statistics and Business

Demography, 2023) using rim weighting. The EU27 averages are weighted according to the size of the business population of each country.

- Response percentages exceed 100% if the question allowed respondents to select multiple responses.
- In this report, countries are referred to by their official abbreviation. The abbreviations used in this report are indicated below.

BE  Belgium	FR  France	NL  Netherlands
BG  Bulgaria	HR  Croatia	AT  Austria
CZ  Czechia	IT  Italy	PL  Poland
DK  Denmark	CY  Rep. of Cyprus*	PT  Portugal
DE  Germany	LV  Latvia	RO  Romania
EE  Estonia	LT  Lithuania	SI  Slovenia
IE  Ireland	LU  Luxembourg	SK  Slovakia
EL  Greece	HU  Hungary	FI  Finland
ES  Spain	MT  Malta	SE  Sweden
ME  Montenegro	MK  North Macedonia	AL  Albania
RS  Serbia		

\* Cyprus as a whole is one of the 27 EU Member States. For practical reasons, interviews are only carried out in the part of the country controlled by the government of the Republic of Cyprus.

## Main findings

### Perceptions about the level of corruption

- More than six in ten (63%) EU-based companies think the **problem of corruption is widespread in their country**. Since 2019, this perception did not change much (between 63% and 65%). Nearly all respondents in Greece (97%), Cyprus (93%) and Romania (90%) say that the problem of corruption is widespread in their country. In Denmark, on the other hand, only about one in six (18%) say the same. In the four enlargement countries surveyed, this share varies between 79% (Montenegro) and 91% (North Macedonia).
- **EU-based companies continue to find corruption to be a serious problem when doing business in their country**. Compared to 2024, the proportion of companies identifying corruption as a serious problem has remained broadly comparable (35% in the current survey vs 37% in 2024). However, the extent to which corruption is perceived as a serious problem varies considerably across Member States. The highest shares of companies for which corruption is a serious problem are seen in Greece (75%) and Romania (72%), while the lowest ones are observed in Ireland (8%), Estonia (9%) and Denmark (11%). In the four enlargement countries, between 47% and 63% of respondents identify corruption as a serious problem.

### Most common types of corruption

- Across the EU, 47% of companies reply that **one of the most widespread corrupt practices in their country is favouring friends and/or family members in business** and 46% say the same about favouring friends and/or family members **in public institutions**. Since 2017, these two practices continue to be selected by the largest shares of respondents.

- As in 2024, about a third of respondents (34%) identify **funding political parties in exchange for public contracts or influence over policy making** as one of the most widespread corrupt practices in their country. Tax fraud or non-payment of VAT is mentioned by 28% of respondents. **Offering a gift or trip in exchange of a service** is mentioned by 24%, **bribes** by 22% and **kickbacks** by 21% of companies as widespread corrupt practices. The overall rank order of the practices is largely comparable to that observed in 2024.
- As in 2024, a majority of respondents across the EU reply that even **a small gift, with a value of up to 50 euro, should be considered a bribe**. In more detail, 25% of respondents reply that 'any gift is a bribe' and 33% that a gift with a value of between 1 euro and 50 euro should be considered a bribe.

### Practices leading to corruption

- Across the EU, about three-quarters of companies (76%) agree that **too close links between business and politics** in their country lead to corruption. Close to four in ten respondents (37%) agree that, in their country, the only way to succeed in business is to have **political connections**. About seven in ten companies (71%) agree that, in their country, favouritism and corruption **hamper business competition**. Six in ten companies (60%) agree that **bribery and the use of connections** is often the easiest way to obtain certain public services in their country. The EU level results for this question have remained largely the same compared to 2024.
- In all but two Member States (Denmark and Luxembourg), more than half of the companies interviewed agree that too close links between business and politics in their



**Businesses' attitudes towards corruption in the EU and in selected enlargement countries**

country lead to corruption. The largest shares agreeing with this statement are found in Greece (95%), Bulgaria (91%), Cyprus (90%), Romania (90%) and Slovakia (90%). In the four enlargement countries, more than eight in ten companies agree with this statement (between 83% and 89%).

**Measures against corruption**

- A slim majority of companies (52%) think it is likely that individuals and businesses engaging in corrupt practices in their country will **be caught by or reported to the police or prosecutors**. Furthermore, about four in ten respondents (41%) think it is likely that individuals and businesses engaging in corrupt practices will be **heavily fined or imprisoned by a court**. Opinions about law enforcement have remained largely unchanged compared to 2024.
- More than half of EU-based companies (56%) believe that it is likely that **individuals and businesses engaged in corrupt practices would face charges and go to court**. Just over seven in ten (72%) companies in Estonia, followed by 69% of companies in Poland and 68% in Belgium, Denmark and Lithuania, consider it likely that individuals and businesses engaging in corrupt practices in their country would face charges and go to court. In Slovakia (22%) and Bulgaria (24%), in sharp contrast, less than a quarter of companies agree that such legal consequences would be likely. In North Macedonia (57%), Albania (62%) and Montenegro (63%), a majority of companies agree with this statement; in Serbia, however, just 28% agree.
- A clear majority of EU-based companies (56%) disagree that **people and businesses caught for bribing a senior official are appropriately punished** in their country. In contrast, almost equal shares agree (43%) and disagree (45%) that people and businesses caught for **petty corruption are appropriately punished** in

their country. Opinions about these measures have remained largely unchanged compared to 2024.

- A slimmer majority of companies (53%) also **disagree that measures against corruption are applied impartially and without ulterior motives** in their country.
- More than six in ten companies (64%) disagree that there is **sufficient transparency and supervision of the funding of political parties** in their country.

**Reporting corruption and whistleblowing**

- About six in ten companies (61%) agree that, in their country, **workers reporting corruption to the competent authorities contribute to effectively addressing corruption**.
- Just over four in ten companies (42%) agree that confidential reporting channels, which can receive company internal reports of workers on corruption, are effective in **allowing companies to detect and address corruption**.
- Fewer companies (29%) agree that, in their country, workers reporting instances of corruption are **effectively protected against retaliation**.

**Corruption in public procurement**

- Among companies that have participated in a public procurement procedure, 25% think that **corruption has prevented them from winning a public tender or a public procurement contract**; this proportion has not significantly changed compared to 2024.
- The largest share of respondents (58%) think that **specifications that are tailor-made for particular companies** are a widespread practice in public procurement in their country. In seven Member States, at least three-quarters of companies describe this practice as widespread; this applies to

**Businesses' attitudes towards corruption in the EU and in selected enlargement countries**

Greece (92%), Cyprus and Slovakia (both 81%), Spain and Bulgaria (both 77%), as well as Romania and Croatia (both 75%). In Serbia, 71% of companies report that it is a widespread corrupt practice in their country

to make tailor-made specifications for particular companies. In the other three enlargement countries, this share varies between 61% and 65%.



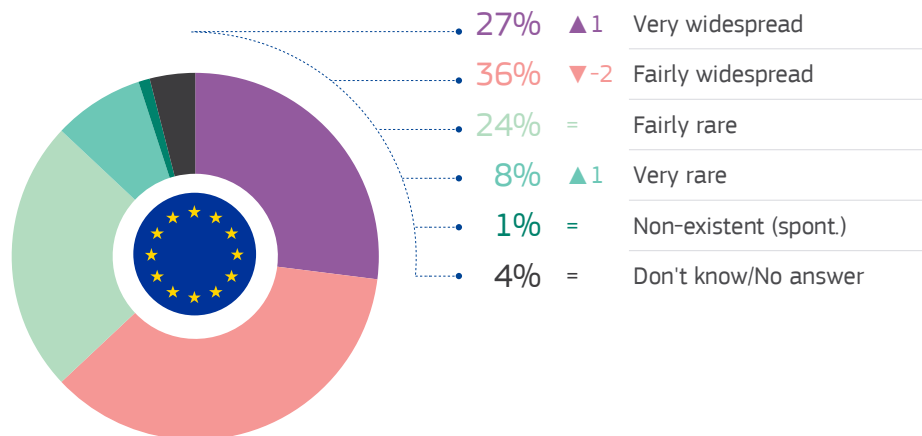
# 1. Perceptions about corruption and practices leading to corruption

## 1.1. How widespread is the problem of corruption?

**More than six in ten (63%) EU-based companies think the problem of corruption is 'very' or 'fairly widespread' in their country.** About one in three companies think that corruption is either 'fairly rare' (24%), 'very rare' (8%) or non-existent (1%).

The share of companies saying that **corruption is widespread** was 71% in 2015, and then decreased to 67% in 2017 and to 63% in 2019. Since 2019, this share did not change much: 63% in 2022, 65% in 2023, 64% in 2024 and 63% in the current survey.

**Q3** How widespread do you think the problem of corruption is in (YOUR COUNTRY)?



(EU27, %) Base: n=12 923 – All companies

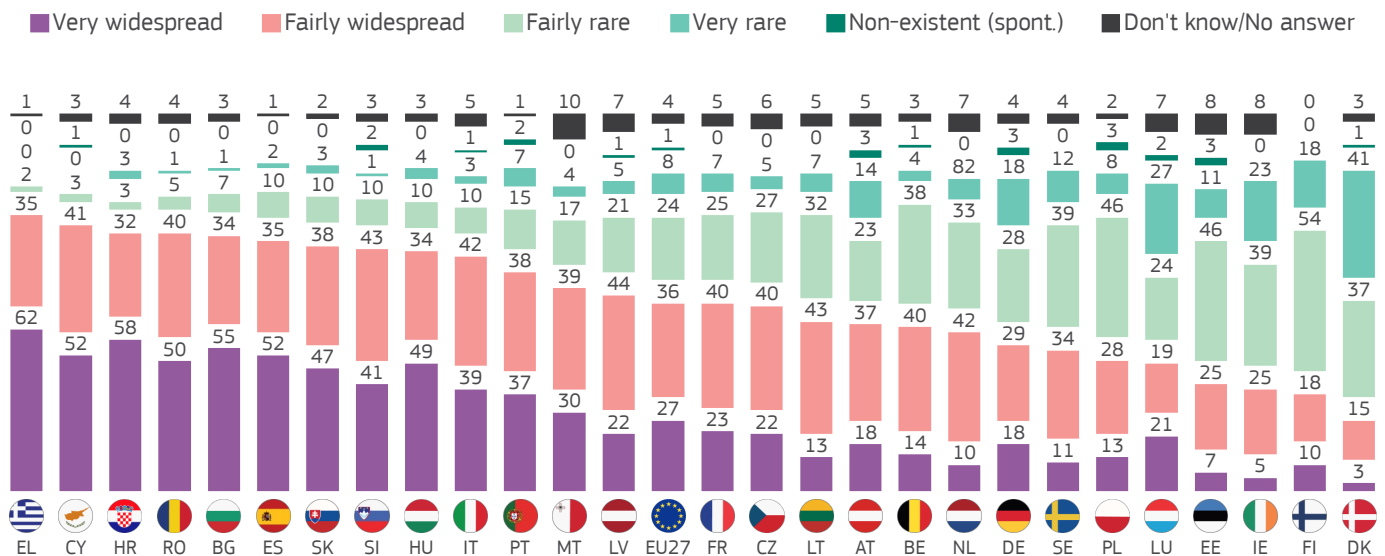
▼ ▲ Evolution 2025-2024 (comparison with Flash Eurobarometer 543, April 2024)

**Businesses' attitudes towards corruption in the EU and in selected enlargement countries****Individual country results**

At least nine in ten respondents in Greece (97%), Cyprus (93%) and Romania (90%) say that the **problem of corruption is 'very' or 'fairly widespread'** in their country. Moreover, in six countries, at least half of respondents reply that corruption is 'very widespread' in their country: 50% in Romania, 52% in both Spain and Cyprus,

55% in Bulgaria, 58% in Croatia and 62% in Greece.

In Denmark, on the other hand, only about one in six (18%) respondents reply that corruption is widespread in their country, while more than twice as many respondents (41%) say that **corruption is 'very rare'**.

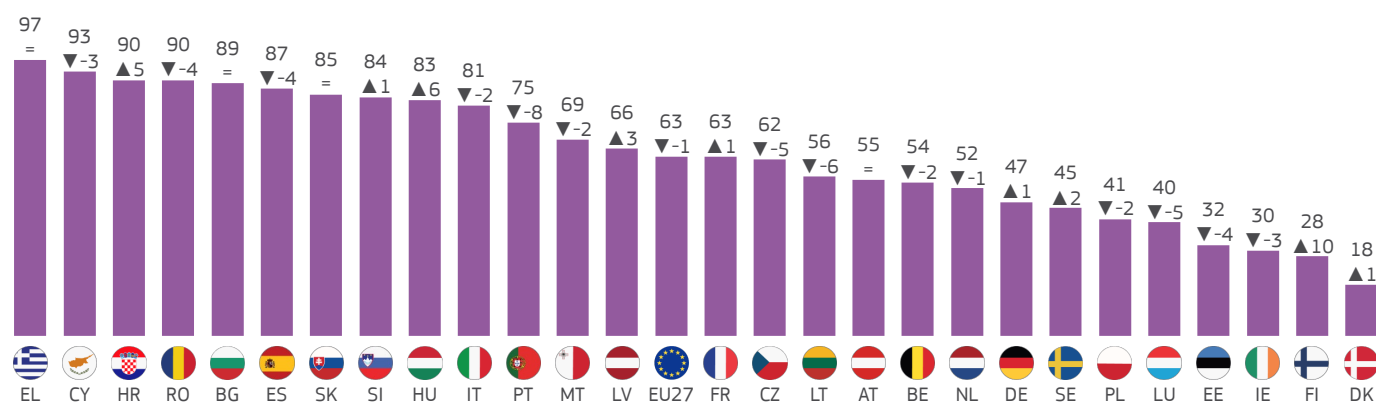
**Q3 How widespread do you think the problem of corruption is in (YOUR COUNTRY)?**

(%) Base: n=12 923 – All companies

**Businesses' attitudes towards corruption in the EU and in selected enlargement countries****Trend compared to 2024**

**Compared to 2024, a significant increase** in the proportion of respondents saying that **corruption is widespread** is observed in Finland (+10 pp, to 28%), Hungary (+6 pp, to 83%) and Croatia (+5 pp, to 90%).

In contrast, in four Member States, there is a significant **decrease** in the proportion of companies saying that **corruption is widespread** in their country. This is the case in Portugal (-8 pp compared to 2024, to 75%), Lithuania (-6 pp, to 56%), Spain (-4 pp, to 87%) and Romania (-4 pp, to 90%).<sup>3</sup>

**Q3** How widespread do you think the problem of corruption is in (YOUR COUNTRY)?**Total 'Widespread'**

(%) Base: n=12 923 – All companies

▼ ▲ Evolution 2025-2024 (comparison with Flash Eurobarometer 543, April 2024)

<sup>3</sup> Survey results are subject to sampling tolerances meaning that not all apparent differences between years may be statistically significant. Thus, only statistically significant differences (at the 5%

confidence level) – i.e. where it can be reasonably certain that they are unlikely to have occurred by chance – are highlighted in the text.

**Businesses' attitudes towards corruption in the EU and in selected enlargement countries****Selected enlargement countries**

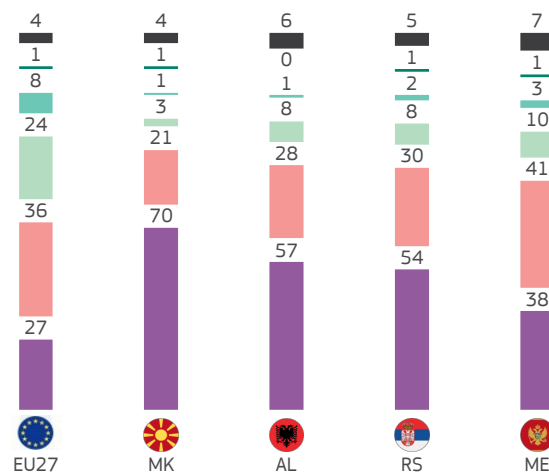
The analysis for the four enlargement countries shows that about nine in ten (91%) companies in North Macedonia say that the problem of corruption is 'very' or 'fairly widespread' in their country. In the other three enlargement countries surveyed, this share varies between 79% (Montenegro) and 85% (Albania). As noted

above, across the EU, a lower share (63%) think the problem of corruption is widespread in their country.

Across each of the four enlargement countries, no more than one in seven (5%-14%) say corruption is rare or non-existent in their countries.

**Q3 How widespread do you think the problem of corruption is in (YOUR COUNTRY)?**

Very widespread Fairly widespread Fairly rare Very rare Non-existent (spont.) Don't know/No answer

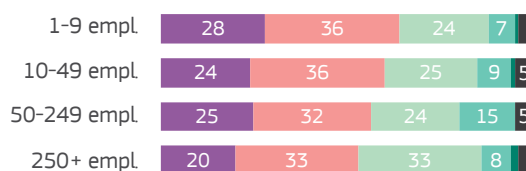
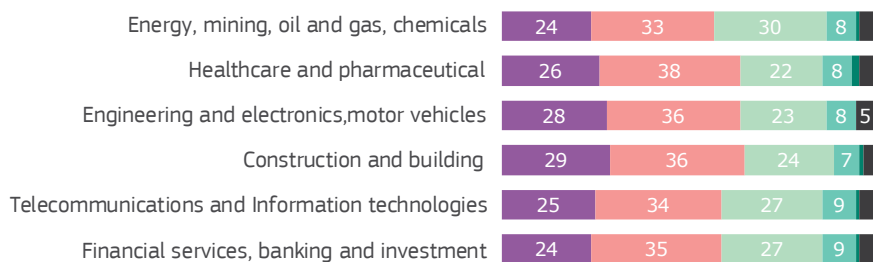


(%) Base : n=12 923 (EU27) & n=1 771 (ME+MK+AL+RS) – All companies

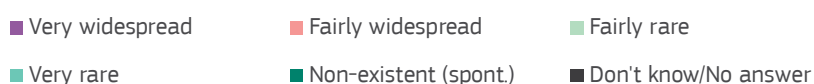
**Businesses' attitudes towards corruption in the EU and in selected enlargement countries****Company characteristics**

The proportion of companies surveyed across the EU and saying that the problem of corruption is widespread in their country decreases with company size. In micro companies (<10 employees), 64% of respondents say that corruption is widespread in their country; this figure decreases to 53% for large companies (250 or more employees).

Companies active in the 'energy, mining, oil and gas, chemicals' sector are overall the least likely to think that the problem of corruption is widespread in their country (57%), while those active in 'construction and building' (65%), 'healthcare and pharmaceuticals' (64%) and 'engineering and electronics, motor vehicles' (64%) are less likely to share this view.

**Q3 How widespread do you think the problem of corruption is in (YOUR COUNTRY)?****Company size (%)****Main activity (%)**

Data labels not shown for 5% or under



(%, EU27) Base: n=12 923 – All companies

**Businesses' attitudes towards corruption in the EU and in selected enlargement countries****1.2. Most common types of corruption**

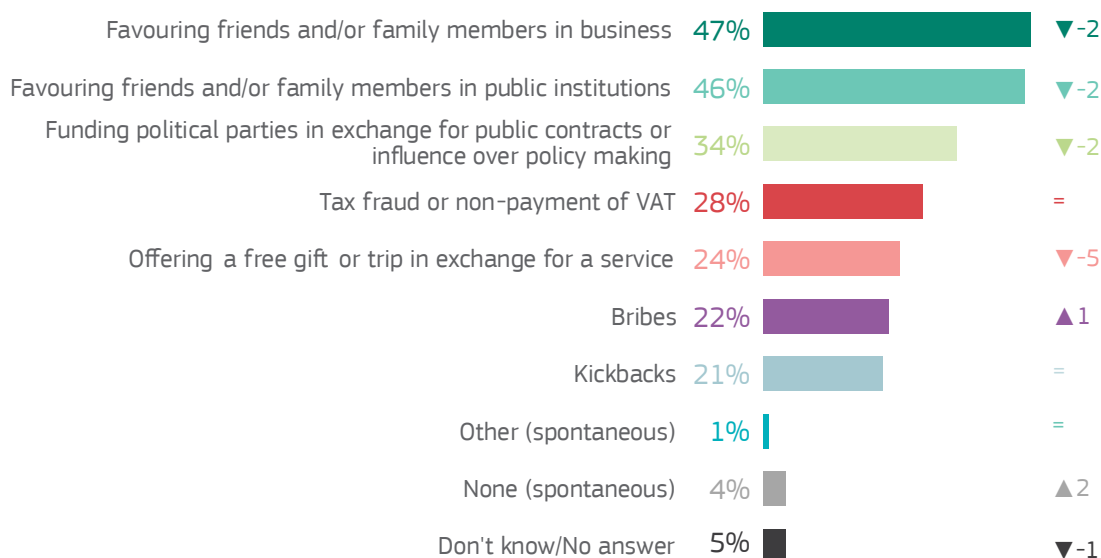
Across the EU, **47% of companies reply that one of the most widespread corrupt practices in their country is favouring friends and/or family members in business and 46% say the same about favouring friends and/or family members in public institutions.**<sup>4</sup> These two practices were also selected by the largest shares of respondents in 2024.

As in 2024, about a third of respondents (34%) identify **funding political parties in exchange for public contracts or influence over policy**

**making** as one of the most widespread corrupt practices in their country. **Tax fraud or non-payment of VAT** is mentioned by 28% of respondents. **Offering a gift or trip in exchange of a service** (24%), **bribes** (22%) and **kickbacks** (21%) are considered the least widespread corrupt practices.

The overall rank order of the practices is largely comparable to that observed in 2024, with just one change. The share of companies saying that offering a gift or trip in exchange of a service is a widespread corrupt practice in their country has decreased by five percentage points (from 29% to 24%).

**Q5** Which of the following practices do you consider to be the most widespread in (YOUR COUNTRY)? (MAX. 3 ANSWERS POSSIBLE)



(EU27, %) Base: n=12 923 – All companies

▼ ▲ Evolution 2025-2024 (comparison with Flash Eurobarometer 543, April 2024)

<sup>4</sup> Respondents were asked which corrupt practices they consider the most widespread in their country.

They were presented with a list of seven practices and up to three practices could be selected.

**Businesses' attitudes towards corruption in the EU and in selected enlargement countries****Individual country results**

**Favouring friends and/or family members in public institutions or in business** are considered among the most widespread corrupt practices by companies across all Member States. Favouring friends and/or family members in business is the highest-ranking corrupt practice in 13 Member States. This is the case, for example, in the Netherlands (53%), Austria and Sweden (both 52%). In another ten Member States, **favouring friends and/or family members in public institutions** is the highest-ranking corrupt practice. This is the case, for example, in Portugal (61%), Lithuania and Poland (both 59%), as well as Spain and Slovakia (both 58%).

**Funding political parties in exchange for public contracts or influence over policy making** is the highest-ranking corrupt practice in Czechia (54%), Malta (49%) and Bulgaria (48%). The proportion mentioning this practice is overall the highest in Slovakia (56%).

The proportion saying that **offering a free gift or trip in exchange for a service** is a widespread practice is the highest in the Netherlands (37%) and Spain (35%), and the lowest in Malta (17%) and Poland (18%). **Tax fraud or non-payment of VAT** is considered one of the most widespread corrupt practices by 41% of respondents in the Netherlands and by 33% of respondents in Belgium and Austria. This practice is mentioned by substantially fewer respondents in Bulgaria, Latvia and Hungary (13% in all three cases).

Compared to companies in other countries, companies in Romania (50%), Cyprus (44%) and

Croatia (43%) are the more likely to say that **kickbacks** are one of the most widespread corrupt practices in their country. In the remaining countries, the proportion selecting this practice ranges from 6% in Estonia to 35% in Slovenia.

Finally, **bribing** is the highest-ranking corrupt practice in Greece (58%) and Cyprus (56%). In the remaining countries, the proportion selecting this practice ranges between 4% in Finland and 38% in Belgium.

When asked about their actual experience with bribery,<sup>5</sup> among those companies that have been in contact with public authorities to obtain a permit or use services in the past 12 months (50% of all companies), 8% reply that they were **asked or expected to give a gift, favour or extra money for at least one of these permits or services**.

**Trend compared to 2024**

Although companies' views about the most widespread corrupt practices in their country have remained largely the same compared to 2024, for each of the corrupt practices and in a few Member States, **a significant change is seen in the proportion considering the practice widespread**. For example, the proportion of companies saying that one of the most widespread corrupt practices in their country is favouring friends and/or family members in public institutions has significantly increased in Czechia (+13 pp, to 52%), Cyprus (+12 pp, to 52%) and Lithuania (+10 pp, to 59%), while it has decreased in Belgium (-13 pp, to 48%).





























<sup>5</sup> Question wording: D11 And has anyone in (YOUR COUNTRY) asked or expected someone from your company to give a gift, favour, or extra money for any

of the following permits or services? Note: due to the smaller base sizes for this question, results at national level are not discussed.



**Businesses' attitudes towards corruption in the EU and in selected enlargement countries**

**Q5** Which of the following practices do you consider to be the most widespread in (YOUR COUNTRY)?  
(MAX. 3 ANSWERS POSSIBLE)

		Favouring friends and/or family members in business	Favouring friends and/or family members in public institutions	Funding political parties in exchange for public contracts or influence over policy making	Tax fraud or non- payment of VAT	Offering a free gift or trip in exchange for a service	Bribes	Kickbacks	Other (spontaneous)	None (spontaneous)	Don't know
EU27		47	46	34	28	24	22	21	1	4	4
BE		50	48	29	31	33	27	38	0	5	0
BG		31	35	48	27	13	30	36	1	1	6
CZ		42	52	54	25	23	29	23	0	1	3
DK		37	23	21	33	20	8	12	1	15	5
DE		36	28	35	27	15	16	16	1	13	7
EE		49	49	38	30	19	6	11	0	8	6
IE		42	33	19	25	27	9	25	3	5	9
EL		34	45	44	30	14	34	58	0	0	2
ES		47	58	44	35	26	26	36	1	0	0
FR		48	43	29	23	24	18	17	0	3	7
HR		42	50	37	26	15	43	28	0	2	4
IT		49	44	30	34	24	27	8	3	1	4
CY		34	52	53	27	21	44	56	1	0	0
LV		39	47	39	28	13	16	27	0	2	9
LT		49	59	37	30	21	25	18	0	2	1
LU		48	35	17	33	24	24	19	4	5	4
HU		49	40	38	29	13	22	32	0	4	10
MT		41	38	49	17	27	27	20	1	1	9
NL		53	42	22	37	41	15	20	2	4	2
AT		52	48	45	25	33	11	16	1	2	4
PL		51	59	36	18	23	15	18	0	4	4
PT		56	61	23	20	31	25	27	0	0	0
RO		37	54	47	32	22	50	25	0	2	3
SI		40	44	29	21	20	35	34	2	4	3
SK		44	58	56	29	21	32	36	0	1	2
FI		50	36	37	24	28	7	4	0	9	1
SE		52	42	13	31	27	18	18	0	6	7

Note: The higher the proportion selecting a response, the darker green the cell. The highest-ranking response for each country is shown in dark green (and white font).






(%) Base: n=12 923 – All companies

**Businesses' attitudes towards corruption in the EU and in selected enlargement countries****Selected enlargement countries**

Favouring friends and/or family members in public institutions is considered the most widespread practice in Montenegro (61%) and North Macedonia (44%). In contrast, bribing is

the highest-ranking corrupt practice in Albania (48%), while funding political parties in exchange for public contracts or influence over policy making is the highest-ranking one in Serbia (46%).

**Q5** Which of the following practices do you consider to be the most widespread in (YOUR COUNTRY)?  
(MAX. 3 ANSWERS POSSIBLE)

		Favouring friends and/or family members in business	Favouring friends and/or family members in public institutions	Funding political parties in exchange for public contracts or influence over policy making	Tax fraud or non-payment of VAT	Offering a free gift or trip in exchange for a service	Bribes	Kickbacks	Other (spontaneous)	None (spontaneous)	Don't know
EU27		47	46	34	28	24	22	21	1	4	4
ME		49	61	39	19	16	28	12	1	3	2
MK		32	44	40	20	10	34	38	1	6	8
AL		30	42	36	23	11	48	35	1	5	3
RS		40	44	46	21	19	37	16	0	4	5

Note: The higher the proportion selecting a response, the darker green the cell. The highest-ranking response for each country is shown in dark green (and white font).

(%) Base: n=12 923 (EU27) & n=1 771 (ME+MK+AL+RS) – All companies

**Businesses' attitudes towards corruption in the EU and in selected enlargement countries****Company characteristics**

Favouring friends and/or family members in business is more likely to be seen as a widespread corrupt practice by small companies (46% for companies with <10 employees and 48% for companies with between 10 and 49 employees) than by larger companies with between 50 and 249 employees (41%).

Offering a free gift or trip in exchange for a service is more likely to be seen as a widespread corrupt practice by companies in 'financial

services, banking and investment' (28%) than by companies in 'construction and building' (23%). In contrast, bribing is seen as a more widespread corrupt practice by companies in 'construction and building' (23%) than by companies in the 'financial services, banking and investment' sector (18%). Companies in 'engineering and electronics (including motor vehicles)' (25%) are more likely than companies in 'energy, mining, oil and gas, chemicals' (17%) to say that kickbacks are one of the most widespread corrupt practices in their country.

**Q5** Which of the following practices do you consider to be the most widespread in (YOUR COUNTRY)? (MAX. 3 ANSWERS POSSIBLE)

	Favouring friends and/or family members in business	Favouring friends and/or family members in public institutions	Funding political parties in exchange for public contracts or influence over policy making	Tax fraud or non-payment of VAT	Offering a free gift or trip in exchange for a service	Bribes	Kickbacks
EU27	47	46	34	28	24	22	21
<b>Company size</b>							
Micro (<10 employees)	46	46	34	28	24	22	21
Small (10-49 employees)	48	43	31	29	26	18	22
Medium-sized (50-249 employees)	41	41	34	29	25	21	22
Large (≥250 employees)	42	44	36	29	22	18	20
<b>Main activity</b>							
Energy, mining, oil and gas, chemicals	48	41	37	26	27	20	17
Healthcare and pharmaceutical	47	45	35	29	25	20	21
Engineering and electronics, motor vehicles	47	45	36	27	24	23	25
Construction and building	48	46	32	27	23	23	21
Telecommunications and information technologies	43	48	36	29	25	21	21
Financial services, banking and investment	47	46	34	29	28	18	22

(%, EU27) Base: n=12 923 – All companies

## Businesses' attitudes towards corruption in the EU and in selected enlargement countries

## 1.3. Bribes and gifts

Companies in this survey were asked about the minimum value at which they would consider a gift or service received by a public official in return for a favour to be a bribe. **As in 2024, a majority of respondents reply that even a small gift, with a value of up to 50 euro, should be considered a bribe.** In more detail, 25% of respondents reply that 'any gift is a bribe' and 33% that **a gift with a value of between 1 euro and 50 euro** should be considered a bribe. At the other end of the spectrum, 15% of respondents answer that only if a public official

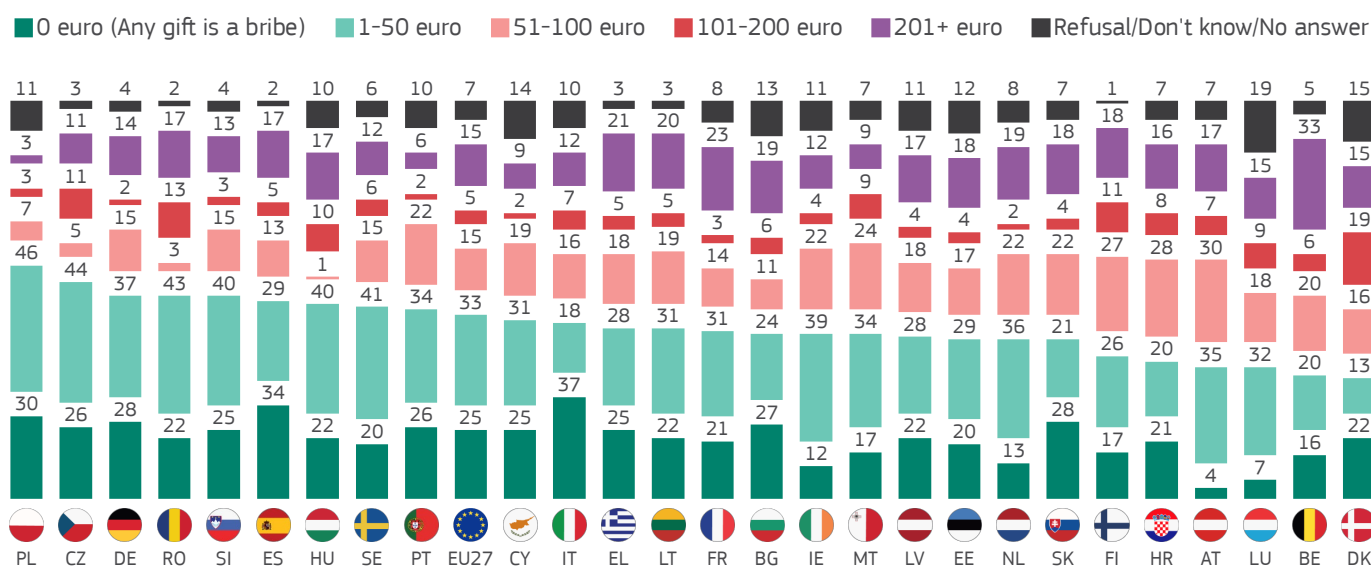
has received a **gift of more than 200 euro** they would consider this a bribe.

## Individual country results

Between 35% of respondents in Denmark and 76% in Poland answer that any gift, even if the value is low (**between 0 and 50 euro**), should be considered a bribe.

The proportion of companies stating that only values of **more than 200 euro** should be considered a bribe, on other hand, ranges from 3% in Poland to 33% in Belgium.

**Q2** A gift from someone in return for a favour may be evidence of his esteem and kindness, but may also qualify as a bribe. If a public official receives money, a gift or a service from someone, what would be the minimum value at which you would consider this to be a bribe?



(%) Base: n=12 923 – All companies

**Businesses' attitudes towards corruption in the EU and in selected enlargement countries****Selected enlargement countries**

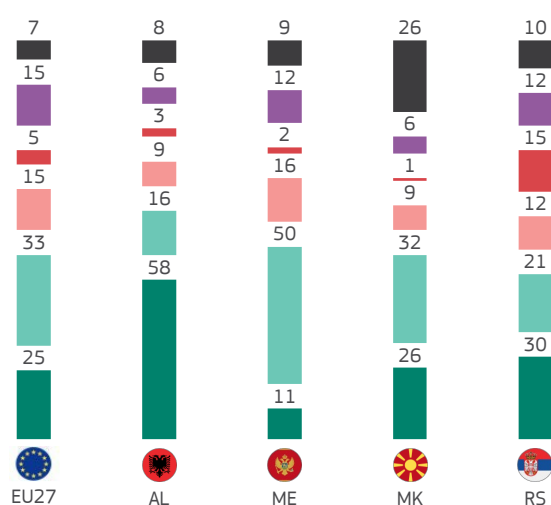
In all enlargement countries surveyed, a majority of respondents reply that even a small gift, with a value of up to 50 euro, should be considered a bribe. About three-quarters (74%) share this view

in Albania, followed by 61% in Montenegro, 58% in North Macedonia and 51% in Serbia.

The proportion of companies stating that only values of more than 200 euro should be considered a bribe is 6% in Albania and North Macedonia, and 12% in Montenegro and Serbia.

**Q2** A gift from someone in return for a favour may be evidence of his esteem and kindness, but may also qualify as a bribe. If a public official receives money, a gift or a service from someone, what would be the minimum value at which you would consider this to be a bribe?

■ 0 euro (Any gift is a bribe) ■ 1-50 euro ■ 51-100 euro ■ 101-200 euro ■ 201+ euro ■ Refusal/Don't know/No answer



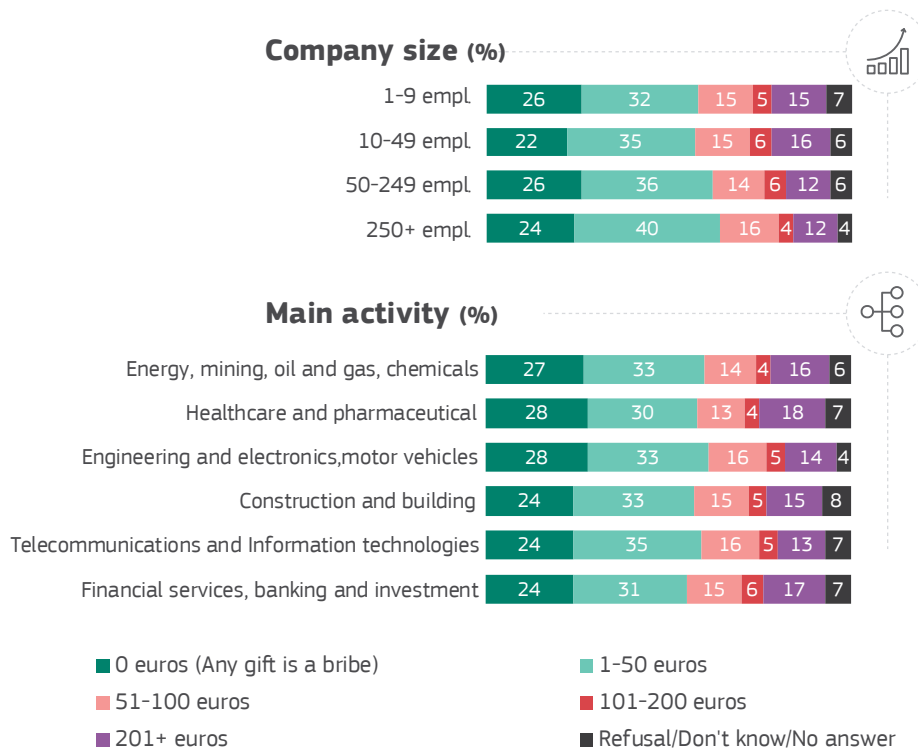
(%) Base : n=12 923 (EU27) & n=1 771 (ME+MK+AL+RS) – All companies

**Businesses' attitudes towards corruption in the EU and in selected enlargement countries****Company characteristics**

Respondents in companies with 250 or more employees are more likely than those in smaller companies to answer that any gift in return for a favour, even if the value is low (between 0 and 50 euro), should be considered a bribe (64% in large companies compared to, for example, 58% in companies with fewer than ten employees).

The share of companies saying that even a small gift, with a value of up to 50 euro, should be considered a bribe varies between 55% in the 'financial services, banking and investment' sector and 61% in the 'engineering and electronics, motor vehicles' sector.

**Q2** A gift from someone in return for a favour may be evidence of his esteem and kindness, but may also qualify as a bribe. If a public official receives money, a gift or a service from someone, what would be the minimum value at which you would consider this to be a bribe?



(%, EU27) Base: n=12 923 – All companies

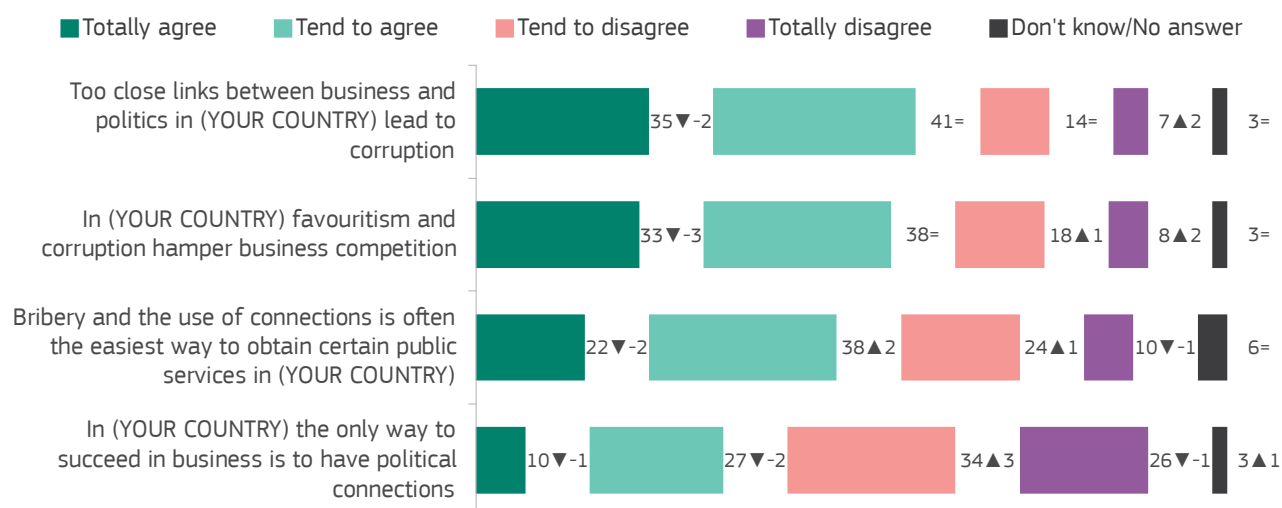
**Businesses' attitudes towards corruption in the EU and in selected enlargement countries****1.4. Opinions about practices leading to corruption**

**About three-quarters of companies (76%) 'totally agree' or 'tend to agree' that too close links between business and politics in their country lead to corruption.**

**About seven in ten companies (71%) agree that, in their country, favouritism and corruption hamper business competition.**

Six in ten companies (60%) agree that **bribery and the use of connections** is often the easiest way to obtain certain public services in their country. Close to four in ten respondents (37%) agree that, in their country, the only way to succeed in business is to have **political connections**.

Opinions about practices leading to corruption have remained largely unchanged compared to 2024.

**Q6 Do you agree or disagree with the following statements?**

(EU27, %) Base: n=12 923 – All companies

▼▲ Evolution 2025-2024 (comparison with Flash Eurobarometer 543, April 2024)



**Businesses' attitudes towards corruption in the EU and in selected enlargement countries**

## Individual country results

In all but two Member States, more than half of companies interviewed agree that **too close links between business and politics in their country lead to corruption**. The smallest shares agreeing with this statement are seen in Denmark (46%) and Luxembourg (47%), while the largest shares are found in Greece (95%), Bulgaria (91%), Cyprus (90%), Romania (90%) and Slovakia (90%). In line with the EU average results, across most countries, this is the statement that companies are the most likely to agree with.

There is more variation across countries for the statements that **favouritism and corruption hamper business competition** and that **bribery and the use of connections is often the easiest way to obtain certain public services** in their country. The proportion agreeing with the former statement ranges from 33% in Denmark to 93% in Greece, and for the latter statement from 26% in Finland to 91% in Greece.

Across most countries, a smaller share of companies agree that, in their country, **the only way to succeed in business is to have political connections**. Nonetheless, in four countries, at least half of respondents agree with this statement: Portugal (62%), Greece (54%), Croatia (52%) and Hungary (50%). In Denmark, on the other hand, about one in ten respondents (11%) agree that the only way to succeed in business is to have political connections.

## Trend compared to 2024

Opinions about practices that lead to corruption, have remained largely unchanged compared to 2024. For each of the statements, a significant change in the proportion agreeing is only seen in a few Member States.





























The proportion of companies agreeing that **too close links between business and politics in their country lead to corruption** has significantly increased in Denmark (+7 pp, to 46%) and has decreased in Malta (-8 pp, to 64%), the Netherlands (-8 pp, to 57%) and France (-7 pp, to 70%).

The proportion of companies agreeing that **favouritism and corruption hamper business competition in their country** has significantly increased in Croatia (+5 pp, to 86%) and Sweden (+7 pp, to 44%), while it has decreased in Malta (-11 pp, to 70%), the Netherlands (-9 pp, to 56%), Lithuania (-9 pp, to 65%) and Germany (-8 pp, to 40%).

The proportion of companies agreeing that **the only way to succeed in business is to have political connections** has also significantly decreased in Cyprus (-15 pp, to 42%), France (-11 pp, to 35%), Luxembourg (-10 pp, to 35%) and Italy (-7 pp, to 45%).

The proportion of companies agreeing that **bribery and the use of connections is often the easiest way to obtain certain public services in their country** has significantly increased in Croatia (+9 pp, to 83%), Malta (+12 pp, to 76%) and the Netherlands (+10 pp, to 45%), while it has significantly decreased in France (-9 pp, to 55%).

**Businesses' attitudes towards corruption in the EU and in selected enlargement countries****Q6** Do you agree or disagree with the following statements?**Total 'Agree'**

		Too close links between business and politics in (YOUR COUNTRY) lead to corruption	In (YOUR COUNTRY) favouritism and corruption hamper business competition	Bribery and the use of connections is often the easiest way to obtain certain public services in (YOUR COUNTRY)	In (YOUR COUNTRY) the only way to succeed in business is to have political connections
EU27		76	71	60	37
BE		65	51	49	33
BG		91	87	79	48
CZ		83	65	64	26
DK		46	33	29	11
DE		71	40	38	32
EE		74	53	35	25
IE		60	57	32	23
EL		95	93	91	54
ES		87	90	74	46
FR		70	72	55	35
HR		88	86	83	52
IT		85	87	75	45
CY		90	88	86	42
LV		82	80	58	30
LT		84	65	64	35
LU		47	45	30	35
HU		78	79	61	50
MT		64	70	76	37
NL		57	56	45	31
AT		67	48	53	31
PL		86	86	71	40
PT		84	84	64	62
RO		90	87	80	45
SI		86	85	79	45
SK		90	87	83	36
FI		59	46	26	17
SE		56	44	28	13

Note: The higher the proportion 'agreeing', the darker green the cell.

(% ) Base: n=12 923 – All companies

**Businesses' attitudes towards corruption in the EU and in selected enlargement countries****Selected enlargement countries**






In the four enlargement countries, between about eight and nine in ten companies interviewed agree that favouritism and corruption hamper business competition (90% in North Macedonia, 89% in Albania, 89% in Serbia and 82% in Montenegro). Similar proportions agree that too close links between business and politics in their country lead to corruption (89% in North Macedonia, 87% in Serbia, 85% in Albania and 83% in Montenegro).

The share of companies agreeing that bribery and the use of connections is often the easiest way to obtain certain public services in their country ranges from 69% in Montenegro to 83% in both North Macedonia and Serbia.

More than six in ten companies in North Macedonia (64%), Albania (63%) and Serbia (62%) agree that, in their country, the only way to succeed in business is to have political connections; in Montenegro, a smaller share agree with this statement (55%).

**Q6** Do you agree or disagree with the following statements?

**Total 'Agree'**

		Too close links between business and politics in (YOUR COUNTRY) lead to corruption	In (YOUR COUNTRY) favouritism and corruption hamper business competition	Bribery and the use of connections is often the easiest way to obtain certain public services in (YOUR COUNTRY)	In (YOUR COUNTRY) the only way to succeed in business is to have political connections
EU27		76	71	60	37
ME		83	82	69	55
MK		89	90	83	64
AL		85	89	81	63
RS		87	89	83	62

Note: The higher the proportion 'agreeing', the darker green the cell.

(%) Base: n=12 923 (EU27) & n=1 771 (ME+MK+AL+RS) – All companies

**Businesses' attitudes towards corruption in the EU and in selected enlargement countries****Company characteristics**

Respondents in smaller companies tend to be more likely than those in larger companies to agree that certain company practices, such as too close links between business and politics, or the use of bribery and connections to obtain certain public services, lead to corruption. For example, among companies with 250 or more employees, 61% of respondents agree that favouritism and corruption hamper business competition in their country, while this figure increases to 73% among micro companies (<10 employees).

Respondents in 'energy, mining, oil and gas, chemicals' and in 'financial services, banking and investment' (66% in both cases) are the least likely to agree that favouritism and corruption hamper business competition (compared to between 70% and 73% of companies in the other sectors).

Respondents in 'energy, mining, oil and gas, chemicals' (49%) are also the least likely agree that bribery and the use of connections is often the easiest way to obtain certain public services in their countries (compared to between 56% and 63% of companies in the other sectors).

**Q6 Do you agree or disagree with the following statements?****Total 'Agree'**

	Too close links between business and politics in (YOUR COUNTRY) lead to corruption	In (YOUR COUNTRY) favouritism and corruption hamper business competition	Bribery and the use of connections is often the easiest way to obtain certain public services in (YOUR COUNTRY)	In (YOUR COUNTRY) the only way to succeed in business is to have political connections
EU27	76	71	60	37
<b>Company size</b>				
Micro (<10 employees)	77	73	61	38
Small (10-49 employees)	72	65	57	33
Medium-sized (50-249 employees)	71	60	53	30
Large (≥250 employees)	68	61	45	30
<b>Main activity</b>				
Energy, mining, oil and gas, chemicals	72	66	49	34
Healthcare and pharmaceutical	77	73	59	42
Engineering and electronics, motor vehicles	81	73	63	37
Construction and building	76	73	62	37
Telecommunications and information technologies	77	70	58	36
Financial services, banking and investment	70	66	56	35

(%, EU27) Base: n=12 923 – All companies

## 2. Attitudes and beliefs about measures against corruption

### 2.1. Opinions about law enforcement

**More than half of EU-based companies (56%) believe that it is 'very' or 'fairly likely' that individuals and businesses engaged in corrupt practices would face charges and go to court.** In contrast, 41% think that this is unlikely to be the case.

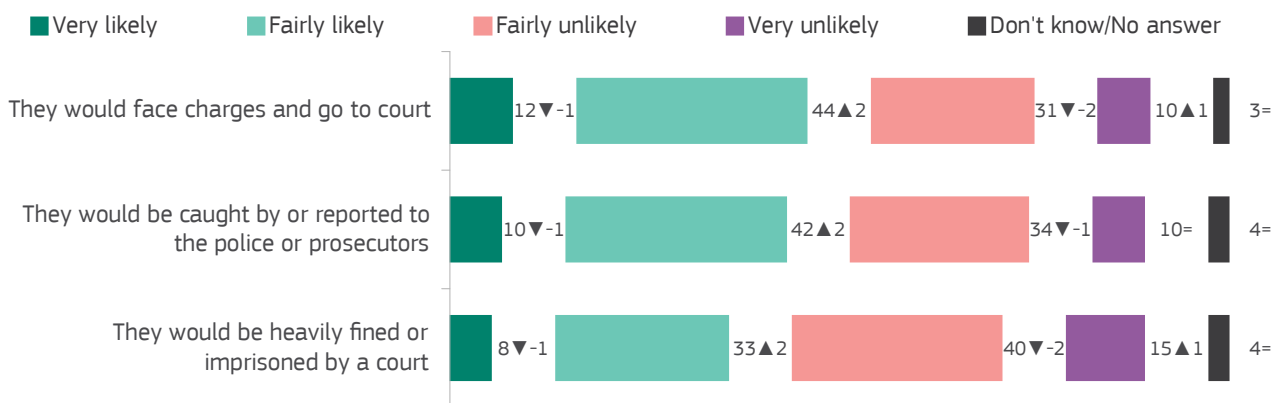
**A slim majority of companies (52%)** think it is likely that individuals and businesses engaging

in corrupt practices in their country will be **caught by or reported to the police or prosecutors.**

**About four in ten respondents (41%)** think it is likely that individuals and businesses engaging in corrupt practices will be **heavily fined or imprisoned by a court.**

Opinions about law enforcement have remained largely unchanged compared to 2024.

**Q8** How likely do you think it is that the following would happen to people or businesses engaging in corrupt practices in (YOUR COUNTRY)?



(EU27, %) Base: n=12 923 – All companies

▼▲ Evolution 2025-2024 (comparison with Flash Eurobarometer 543, April 2024)

**Businesses' attitudes towards corruption in the EU and in selected enlargement countries****Country results and trend compared to 2024**

Just over seven in ten (72%) of companies in Estonia, followed by 69% of companies in Poland and 68% in Belgium, Denmark and Lithuania, consider it 'very' or 'fairly likely' that individuals and businesses engaging in corrupt practices in their country would **face charges and go to court**.

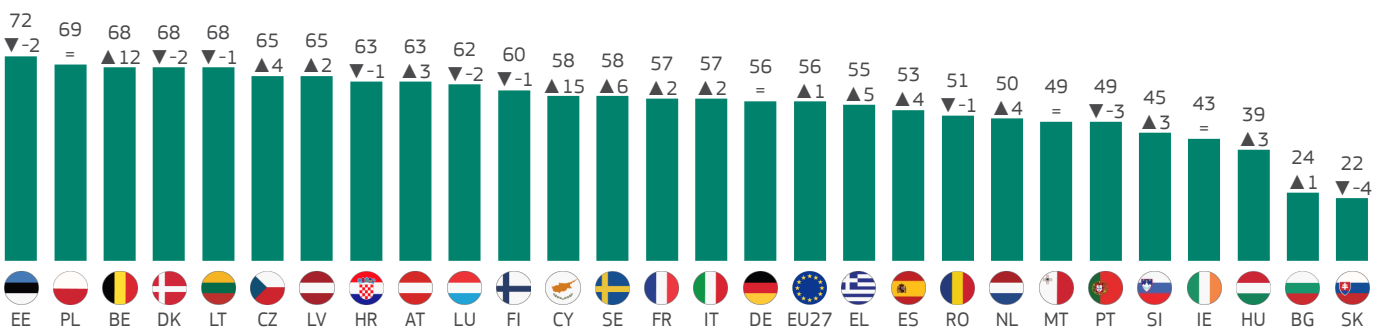
In Slovakia (22%) and Bulgaria (24%), in sharp contrast, less than a quarter of companies agree that such legal consequences would be likely.

In all but two of the Member States, the proportion of companies considering it likely that individuals and businesses engaging in corrupt practices in their country would face charges and go to court has **remained unchanged** compared to 2024. In Cyprus (+15 pp, to 58%) and Belgium (+12 pp, to 68%), respondents are now significantly more likely to say it is likely that individuals and businesses engaging in corrupt practices in their country would face charges and go to court.

**Q8\_2** How likely do you think it is that the following would happen to people or businesses engaging in corrupt practices in (YOUR COUNTRY)?

*They would face charges and go to court*

**Total 'Likely'**



(%) Base: n=12 923 – All companies

▼ ▲ Evolution 2025-2024 (comparison with Flash Eurobarometer 543, April 2024)

**Businesses' attitudes towards corruption in the EU and in selected enlargement countries**

Respondents in Denmark (72%), Lithuania (70%), Poland (70%), Croatia (69%) and Latvia (68%) are among the most inclined to think it is likely that people or businesses engaging in corrupt practices in their country **would be caught by or reported to the police or prosecutors**. In turn, respondents in Slovakia (29%), Bulgaria (32%) and Hungary (33%) are the least likely to consider it likely that people or businesses engaging in corrupt practices in their

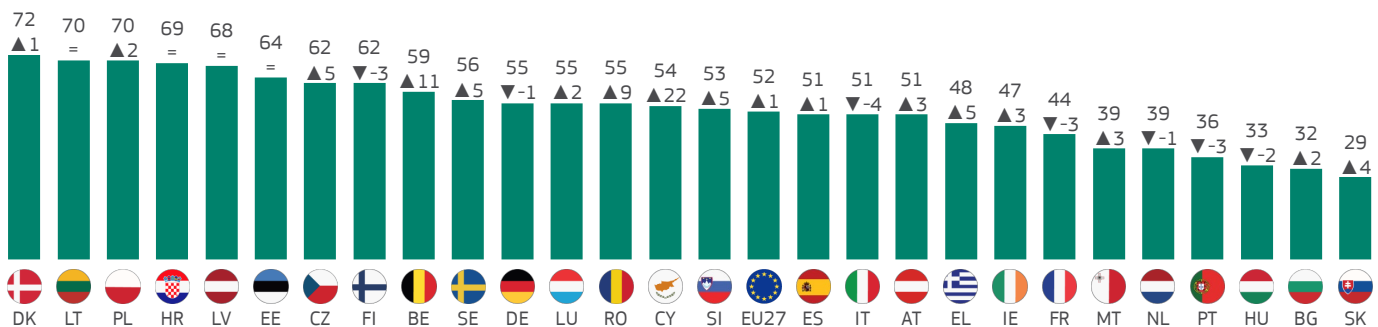
country would be caught or reported to the authorities.

In three countries, there is a significant **positive trend** with companies considering it now more likely than in 2024 that people or businesses engaging in corrupt practices in their country would be caught by or reported to the police or prosecutors: Cyprus (+22 pp, to 54%), Belgium (+11 pp, to 59%) and Romania (+9 pp, to 55%).

**Q8\_1** How likely do you think it is that the following would happen to people or businesses engaging in corrupt practices in (YOUR COUNTRY)?

*They would be caught by or reported to the police or prosecutors*

**Total 'Likely'**



(%) Base: n=12 923 – All companies

▼ ▲ Evolution 2025-2024 (comparison with Flash Eurobarometer 543, April 2024)



**Businesses' attitudes towards corruption in the EU and in selected enlargement countries**

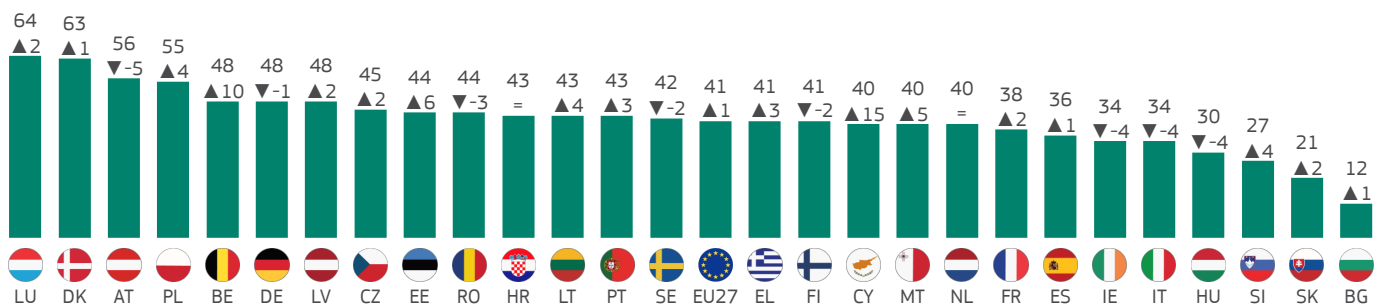
More than six in ten companies in Luxembourg (64%) and Denmark (63%) think it is likely that individuals and businesses engaging in corrupt practices will be **heavily fined or imprisoned by a court**. In Bulgaria, the view that corruption practices are followed up by fines or imprisonment by a court is shared by just 12% of companies. This proportion is also lower than a quarter in Slovakia (21%).

Compared to 2024, a positive trend – i.e. a significant increase in the proportion of companies thinking it is likely that individuals and businesses engaging in corrupt practices will be heavily fined or imprisoned by a court – is observed in Cyprus (+15 pp, to 40%) and Belgium (+10 pp, to 48%).

**Q8\_3** How likely do you think it is that the following would happen to people or businesses engaging in corrupt practices in (YOUR COUNTRY)?

*They would be heavily fined or imprisoned by a court*

**Total 'Likely'**



(%) Base: n=12 923 – All companies

▼▲ Evolution 2025-2024 (comparison with Flash Eurobarometer 543, April 2024)

**Businesses' attitudes towards corruption in the EU and in selected enlargement countries****Selected enlargement countries**

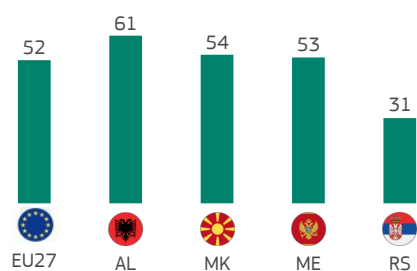
The proportion of companies thinking it is likely that individuals or businesses engaging in corrupt practices in their country would face charges and go to court ranges from between more than one in four in Serbia (28%) to more than half of companies in North Macedonia (57%), Albania (62%) and Montenegro (63%). Similar proportions in each of the four enlargement countries think it is likely that

individuals or businesses engaging in corrupt practices in their country would be caught by or reported to the police or prosecutors (from 31% in Serbia to 61% in Albania). Finally, the proportion of companies considering it likely that individuals and businesses engaging in corrupt practices in their country would be heavily fined or imprisoned by a court ranges from 26% in Serbia to 55% in Albania.

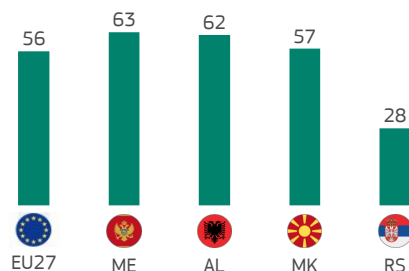
**Q8** How likely do you think it is that the following would happen to people or businesses engaging in corrupt practices in (YOUR COUNTRY)?

**Total 'Likely'**

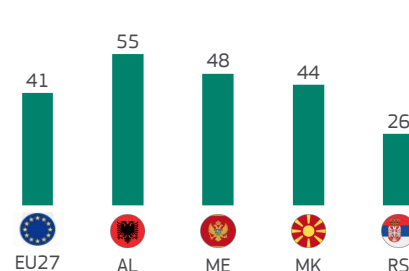
*They would be caught by or reported to the police or prosecutors*



*They would face charges and go to court*



*They would be heavily fined or imprisoned by a court*



(%) Base : n=12 923 (EU27) & n=1 771 (ME+MK+AL+RS) – All companies

**Businesses' attitudes towards corruption in the EU and in selected enlargement countries****Company characteristics**

As in 2024, smaller companies tend to be less likely to think that individuals or businesses engaging in corrupt practices would be prosecuted or sanctioned. For example, in companies with 50-249 employees, 62% reply that it is likely that individuals or businesses engaging in corrupt practices would be caught by

or reported to the police or prosecutors; this proportion decreases to 51% for both micro companies (<10 employees) and small companies (10-49 employees).

For all the statements, differences across activity sectors tend to be minor, not reaching statistical significance.

**Q8** How likely do you think it is that the following would happen to people or businesses engaging in corrupt practices in (YOUR COUNTRY)?

**Total 'Likely'**

	They would face charges and go to court	They would be caught by or reported to the police or prosecutors	They would be heavily fined or imprisoned by a court
EU27	56	52	41
<b>Company size</b>			
Micro (<10 employees)	56	51	40
Small (10-49 employees)	57	51	47
Medium-sized (50-249 employees)	61	62	49
Large (≥250 employees)	61	56	47
<b>Main activity</b>			
Energy, mining, oil and gas, chemicals	52	52	47
Healthcare and pharmaceutical	56	49	40
Engineering and electronics, motor vehicles	58	54	43
Construction and building	57	54	43
Telecommunications and information technologies	56	50	40
Financial services, banking and investment	54	50	39

(%, EU27) Base: n=12 923 – All companies

## Businesses' attitudes towards corruption in the EU and in selected enlargement countries

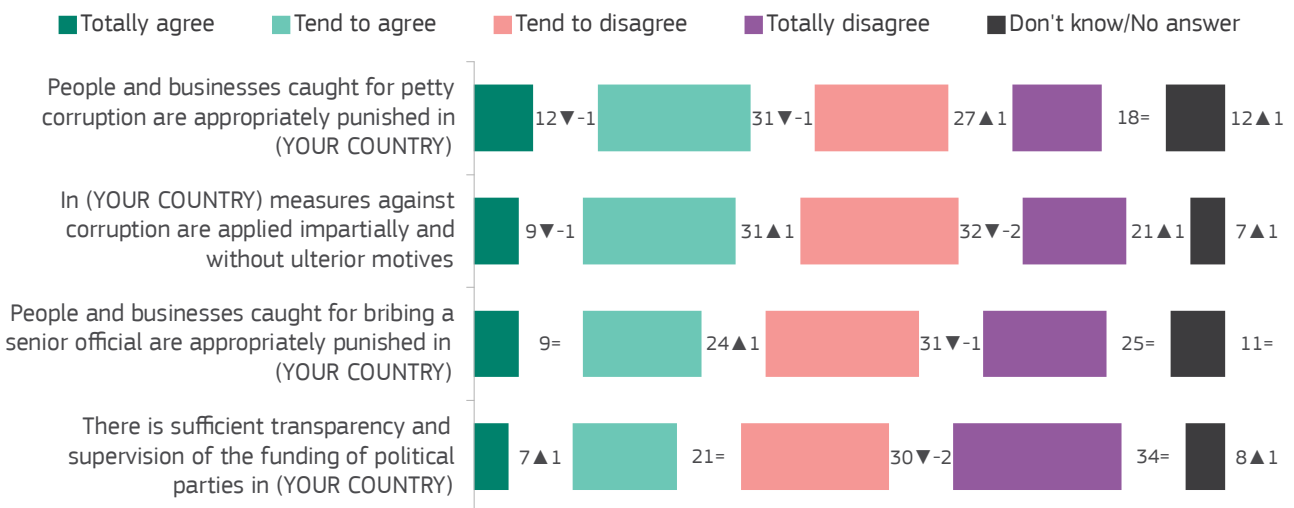
## 2.2. Opinions about how corruption is being tackled

When asked **if people and businesses caught for petty corruption are appropriately punished in their country, almost equal shares agree (43%) and disagree (45%).** However, a **clear majority (56%) disagree** that people and businesses caught for **bribing a senior official are appropriately punished** in their country.

There is also a **slim majority of companies (53%) disagreeing that measures against corruption are applied impartially and without ulterior motives** in their country. Moreover, **more than six in ten companies (64%) disagree** that there is **sufficient transparency and supervision of the funding of political parties** in their country.

Opinions about how corruption is tackled have remained largely unchanged compared to 2024.

## Q6 Do you agree or disagree with the following statements?



(EU27, %) Base: n=12 923 – All companies

▼ ▲ Evolution 2025-2024 (comparison with Flash Eurobarometer 543, April 2024)

## Businesses' attitudes towards corruption in the EU and in selected enlargement countries

## Country results and trend compared to 2024

In nine Member States, more than half of companies 'totally agree' or 'tend to agree' that **people and businesses caught for petty corruption are appropriately punished** in their country. Companies in Cyprus are overall the most likely to agree with this statement (66%), followed by companies in Austria (64%). In Poland, on the other hand, less than three in ten companies (28%) agree that people and businesses caught for petty corruption are appropriately punished.

Compared to 2024, the share agreeing that, in their country, individuals and businesses engaging in corrupt practices caught for petty corruption are appropriately punished has increased in Spain (+10 pp, to 32%), while it has decreased in Czechia (-8 pp, to 38%), Hungary (-7 pp, to 35%), Finland (-7 pp, to 59%), Croatia (-7 pp, to 38%) and Poland (-6 pp, to 28%).

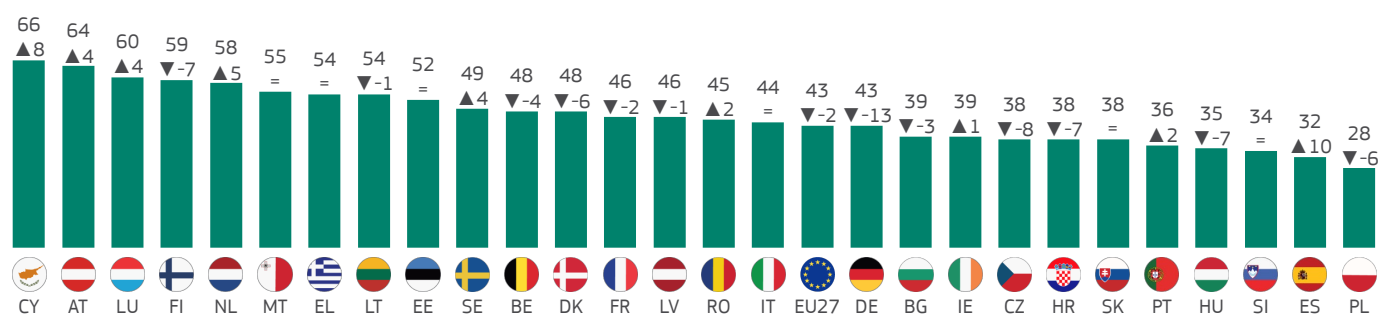
Companies in Finland (62%) and Luxembourg (61%) are the most likely to 'totally agree' or 'tend to agree' that **people and businesses caught for bribing a senior official** in their country are appropriately punished. At the other end of the spectrum, in Bulgaria (8%), Cyprus (10%) and Slovakia (10%), about one in ten respondents agree with this statement.

Compared to 2024, the proportion of companies agreeing that, in their country, people and businesses caught for bribing a senior official in their country are appropriately punished has increased in Greece (+11 pp, to 24%), Lithuania (+11 pp, to 49%), France (+8 pp, to 44%) and Sweden (+7 pp, to 51%), while it has decreased in Denmark (-9 pp, to 44%), Germany (-7 pp, to 33%), Austria (-7 pp, to 40%), Bulgaria (-6 pp, to 8%) and Hungary (-6 pp, to 19%).

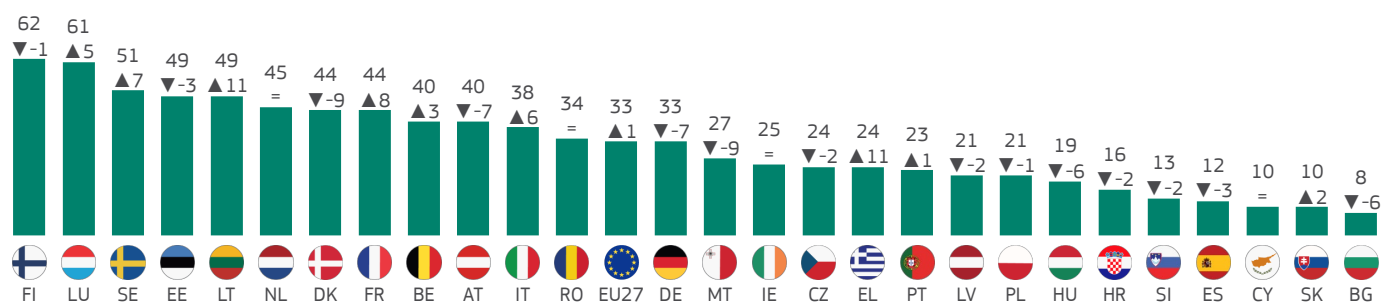
## Q6 Do you agree or disagree with the following statements?

## Total 'Agree'

*People and businesses caught for petty corruption are appropriately punished in (YOUR COUNTRY)*



*People and businesses caught for bribing a senior official are appropriately punished in (YOUR COUNTRY)*



(%) Base: n=12 923 – All companies

▼ ▲ Evolution 2025-2024 (comparison with Flash Eurobarometer 543, April 2024)

## Businesses' attitudes towards corruption in the EU and in selected enlargement countries

In Luxembourg, 64% of companies agree that, in their country, **measures against corruption are applied impartially and without ulterior motives**. In another five Member States, at least half of respondents agree with this statement on impartiality (from 50% in Denmark to 60% in both Finland and Sweden). In Bulgaria, on the other hand, only 13% of respondents agree that anti-corruption measures are applied impartially in their country; the proportion agreeing is also low in Cyprus (16%), Greece (18%) and Slovakia (19%).

**Compared to 2024**, a significant increase in the proportion of companies agreeing that measures against corruption are applied impartially and without ulterior motives is observed in France (+17 pp, to 48%), Belgium (+11 pp, to 52%) and Bulgaria (+4 pp, to 13%), while a negative trend is seen in Germany (-11 pp, to 41%), Latvia (-10 pp, to 31%), the Netherlands (-7 pp, to 43%), Hungary (-6 pp, to 22%) and Slovakia (-6 pp, to 19%).

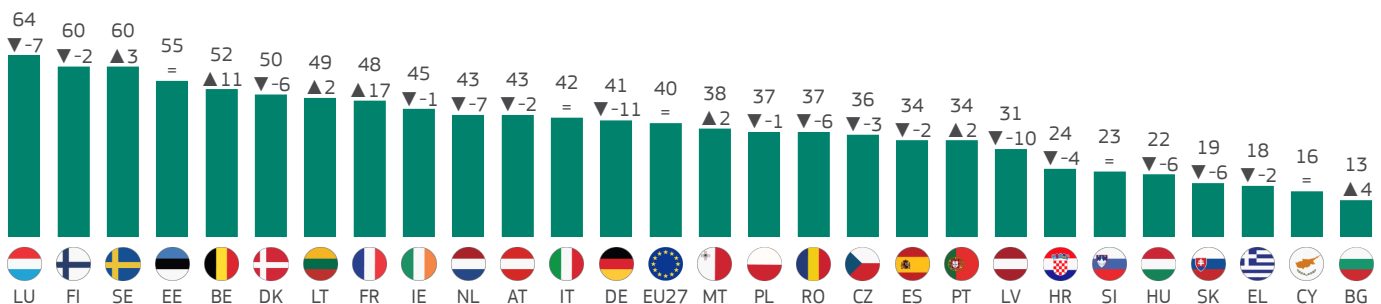
There is also considerable variation in the proportion of companies agreeing that there is **sufficient transparency and supervision of the funding of political parties** in their country. In Luxembourg (53%) and Finland (52%), a slim majority of companies agree that there is sufficient transparency and supervision. On the other hand, this view is shared by just about one in ten companies in Spain (9%) and Greece (11%).

**Compared to 2024**, a significant increase in the proportion of companies agreeing that there is sufficient transparency and supervision of the funding of political parties in their country is observed in France (+9 pp, to 38%) and Belgium (+8 pp, to 31%), while a negative trend is seen in Malta (-9 pp, to 21%), Ireland (-6 pp, to 40%) and Slovenia (-6 pp, to 23%).

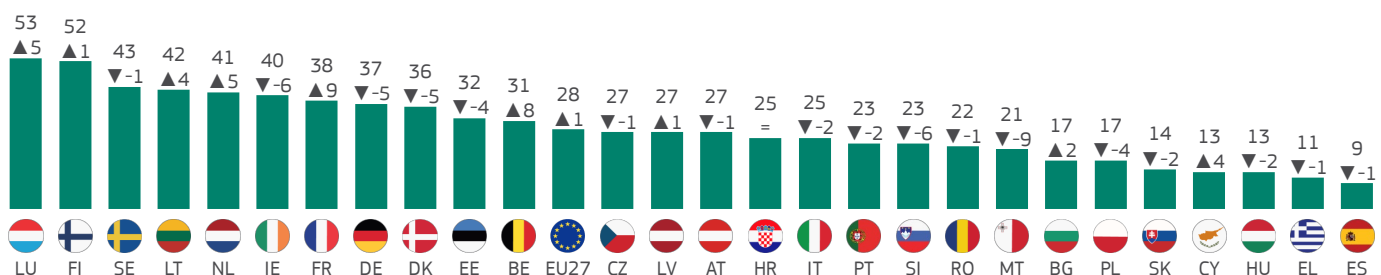
### Q6 Do you agree or disagree with the following statements?

#### Total 'Agree'

*In (YOUR COUNTRY) measures against corruption are applied impartially and without ulterior motives*



*There is sufficient transparency and supervision of the funding of political parties in (YOUR COUNTRY)*



(%) Base: n=12 923 – All companies

▼▲ Evolution 2025-2024 (comparison with Flash Eurobarometer 543, April 2024)






**Businesses' attitudes towards corruption in the EU and in selected enlargement countries****Selected enlargement countries**

About half of companies in Albania (51%), North Macedonia (50%) and Serbia (47%) agree that people and businesses caught for petty corruption are appropriately punished in their country. By comparison, about one in three companies in Montenegro (32%) agree with this statement. Lower shares agree that people and businesses caught for bribing a senior official in their country are appropriately punished (between 21% in North Macedonia and 30% in Albania).

Between 15% of companies in Albania and 36% in North Macedonia agree that there is sufficient transparency and supervision of the funding of political parties in their country.

About a third – or more – of companies in each of the enlargement countries (between 32% and 38%) agree that, in their country, measures against corruption are applied impartially and without ulterior motives.

**Q6 Do you agree or disagree with the following statements?****Total 'Agree'**

		People and businesses caught for petty corruption are appropriately punished in (YOUR COUNTRY)	In (YOUR COUNTRY) measures against corruption are applied impartially and without ulterior motives	People and businesses caught for bribing a senior official are appropriately punished in (YOUR COUNTRY)	There is sufficient transparency and supervision of the funding of political parties in (YOUR COUNTRY)
EU27		43	40	33	28
ME		32	33	24	23
MK		50	38	21	36
AL		51	33	30	15
RS		47	32	24	23

Note: The higher the proportion 'agreeing', the darker green the cell.

(%) Base: n=12 923 (EU27) & n=1 771 (ME+MK+AL+RS) – All companies



**Businesses' attitudes towards corruption in the EU and in selected enlargement countries****Company characteristics**

Smaller companies are somewhat less likely to think that individuals or businesses engaging in corrupt practices would be prosecuted or sanctioned, as noted in the above section. Moreover, micro companies (<10 employees) are less likely to agree with the statements about how corruption is being tackled in their country. For example, 42% of respondents of micro

companies (<10 employees) agree that, in their country, people and businesses caught for petty corruption are appropriately punished, compared to 49% of respondents in large companies (with 250 or more employees).

For all the statements, differences across activity sectors tend to be minor, not reaching statistical significance.

**Q6 Do you agree or disagree with the following statements?****Total 'Agree'**

	People and businesses caught for petty corruption are appropriately punished in (YOUR COUNTRY)	In (YOUR COUNTRY) measures against corruption are applied impartially and without ulterior motives	People and businesses caught for bribing a senior official are appropriately punished in (YOUR COUNTRY)	There is sufficient transparency and supervision of the funding of political parties in (YOUR COUNTRY)
EU27	43	40	33	28
<b>Company size</b>				
Micro (<10 employees)	42	40	32	27
Small (10-49 employees)	44	41	35	30
Medium-sized (50-249 employees)	45	46	37	34
Large (≥250 employees)	49	42	40	29

(%, EU27) Base: n=12 923 – All companies

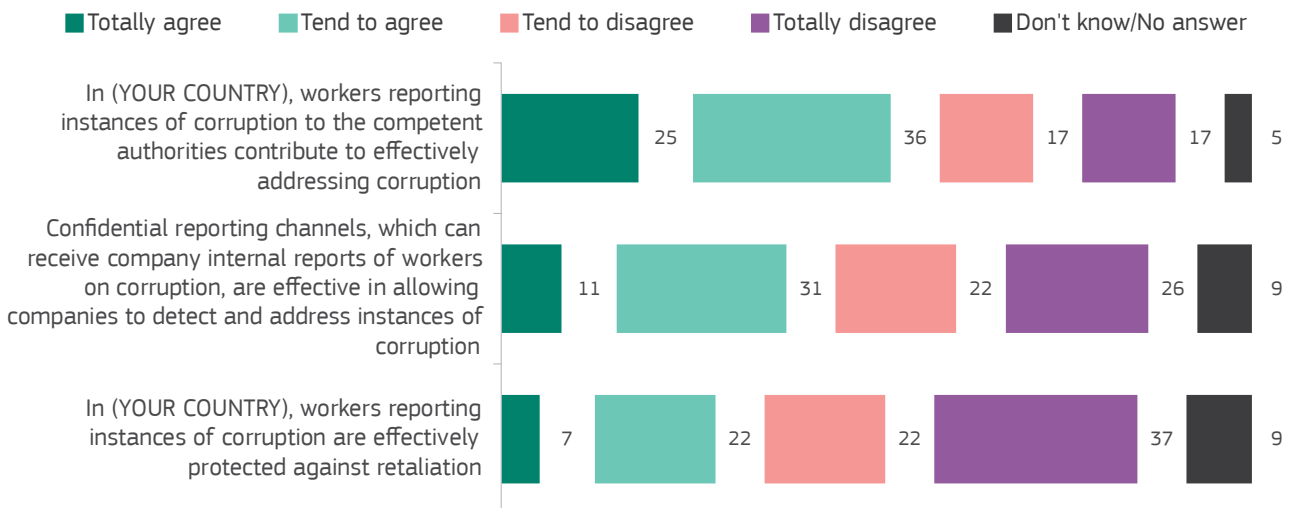
**Businesses' attitudes towards corruption in the EU and in selected enlargement countries****2.3. Opinions about whistleblowing practices**

About six in ten companies (61%) agree that, in their country, **workers reporting instances of corruption to the competent authorities contribute to effectively addressing corruption.**

Companies are divided when asked if they agree that **confidential reporting channels, which can receive company internal reports of workers on corruption, are effective in**

**allowing companies to detect and address instances of corruption.** While more than four in ten respondents (42%) agree with this statement, a somewhat higher proportion (48%) disagree.

About three in ten companies (29%) agree that **in their country workers reporting instances of corruption are effectively protected against retaliation**, while almost six in ten respondents (59%), in total, disagree with this statement.

**Q7 Do you agree or disagree with the following statements?**

(EU27, %) Base: n=12 923 – All companies

**Businesses' attitudes towards corruption in the EU and in selected enlargement countries****Country results**

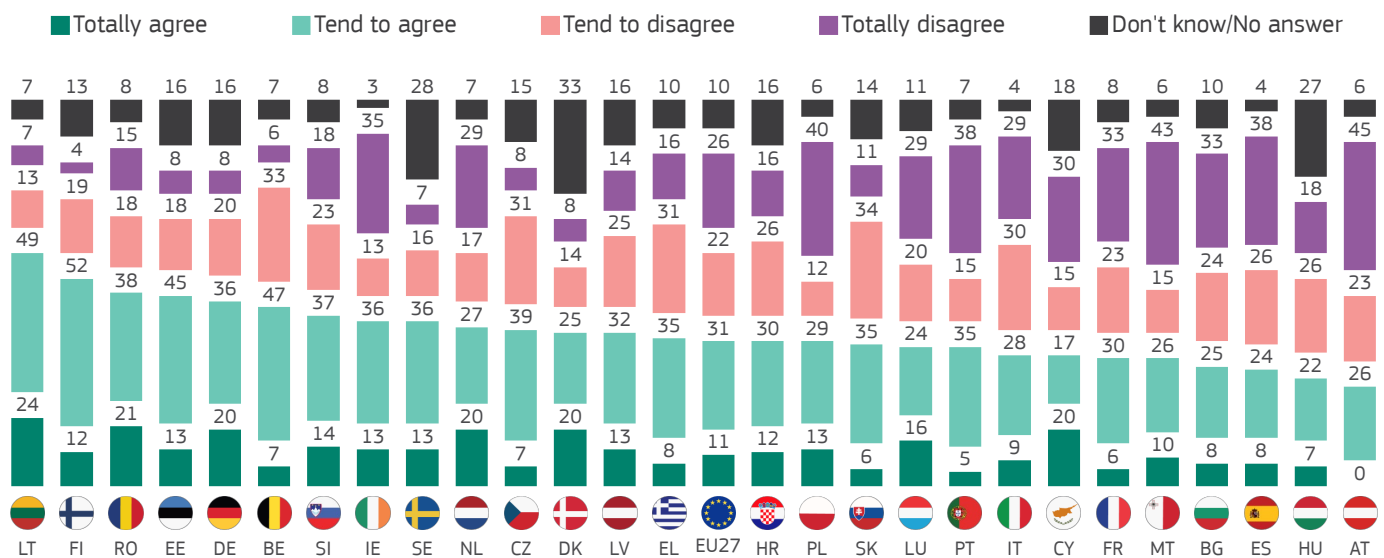
The level of agreement with the statement that **confidential reporting channels, which can receive company internal reports of workers on corruption, are effective in allowing companies to detect and address instances of corruption** varies significantly across the Member States. Lithuania shows the highest level of agreement (73%), followed by Finland (64%). In another five countries, a majority of respondents 'totally agree' or 'tend to

agree' with the statement: Romania (59%), Estonia (58%), Germany (56%), Belgium (54%), and Slovenia (51%). The lowest levels of agreement are seen in Austria (26%) and Hungary (29%).

In 14 countries, respondents *disagreeing* with this statement outnumber those agreeing. The difference is particularly pronounced in Austria (68% disagree vs 26% agree), Spain (64% vs 32%) and Bulgaria (57% vs 33%).

**Q7\_1** Do you agree or disagree with the following statements?

*Confidential reporting channels, which can receive company internal reports of workers on corruption, are effective in allowing companies to detect and address*



(%) Base: n=12 923 – All companies

## Businesses' attitudes towards corruption in the EU and in selected enlargement countries

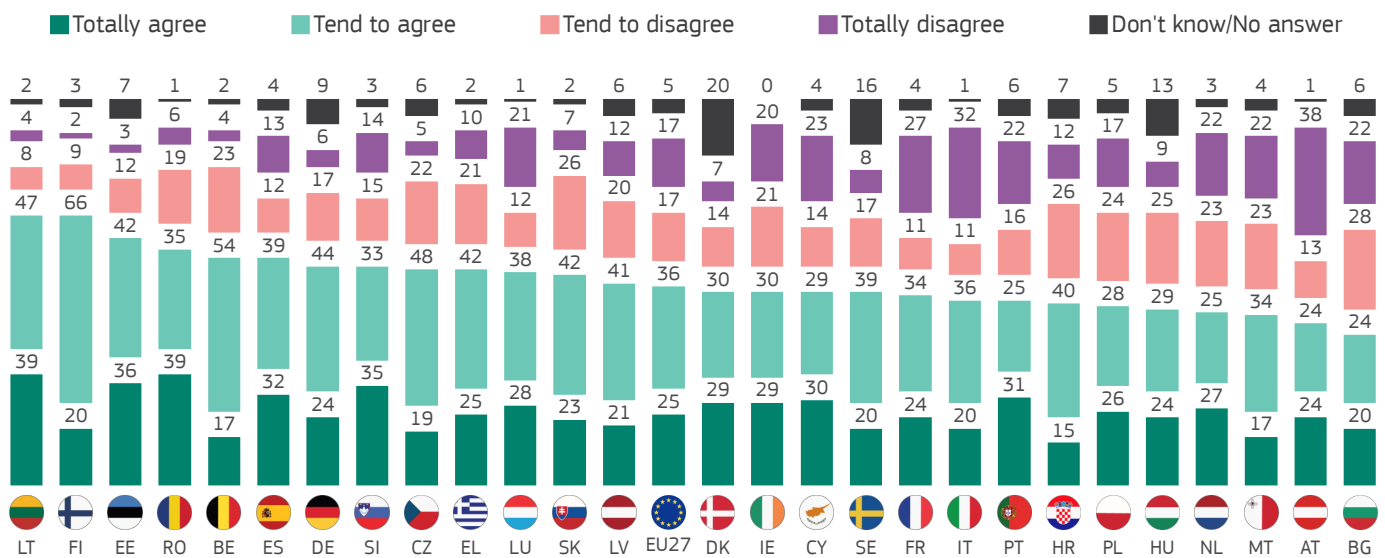
There is less variation across countries in agreement with the statement that, **in their country, workers reporting instances of corruption to the competent authorities contribute to effectively addressing corruption**. Moreover, in almost all countries, a majority of companies agree with this statement. The highest share of agreement is

observed again in Lithuania (86%), joined by Finland (86%), and followed by Estonia (78%) and Romania (74%).

In Bulgaria (44%) and Austria (48%), less than half of companies agree that workers reporting instances of corruption to the competent authorities contribute to effectively addressing corruption in their country.

### Q7\_2 Do you agree or disagree with the following statements?

*In (YOUR COUNTRY), workers reporting instances of corruption to the competent authorities contribute to effectively addressing corruption*



(%) Base: n=12 923 – All companies

## Businesses' attitudes towards corruption in the EU and in selected enlargement countries

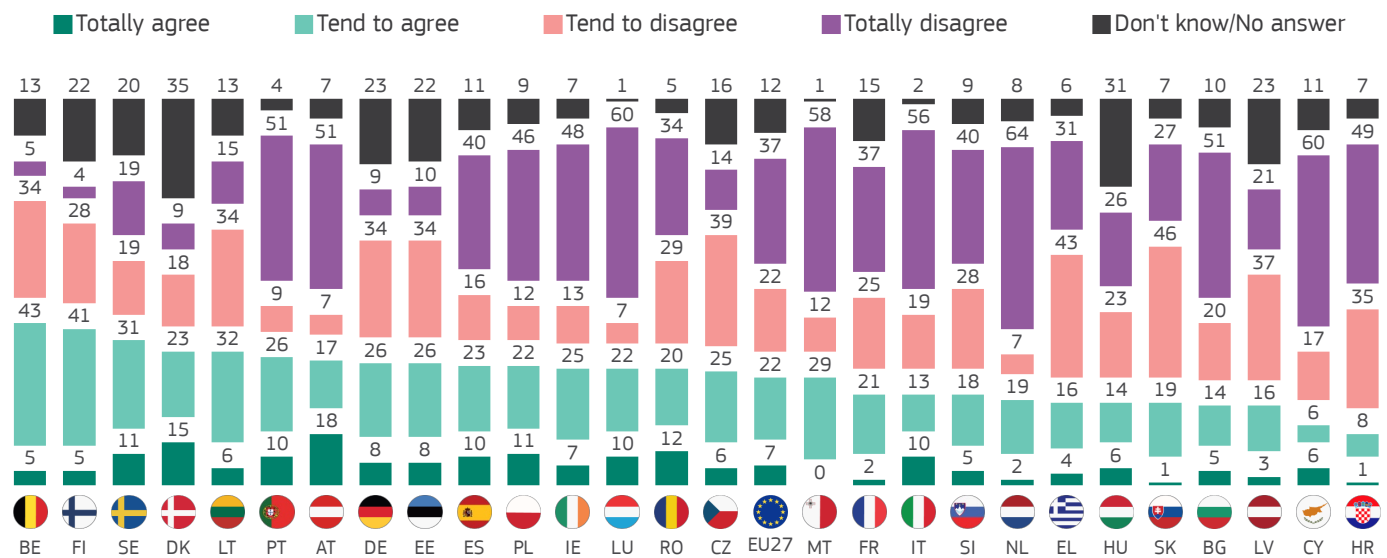
Lower levels of agreement are observed for the statement that, **in their country, workers reporting instances of corruption are effectively protected against retaliation.**

Approaching one in two respondents agree with this in Belgium (48%) and Finland (46%), closely followed by Sweden (42%). On the other hand, the lowest level of agreement is observed in Croatia (9%) and Cyprus (12%).

The level of disagreement for this statement is particularly high in several countries. Croatia shows the highest disparity, with 84% of companies disagreeing compared to only 9% agreeing. Other countries with notably high levels of disagreement include Cyprus, Italy, Greece, Slovakia, Bulgaria and the Netherlands, all with over 70% of respondents disagreeing with the statement.

### Q7\_3 Do you agree or disagree with the following statements?

*In (YOUR COUNTRY), workers reporting instances of corruption are effectively protected against retaliation*



(%) Base: n=12 923 – All companies

## Businesses' attitudes towards corruption in the EU and in selected enlargement countries

### Selected enlargement countries

The analysis across the four enlargement countries shows varying levels of agreement regarding the effectiveness of confidential reporting channels in allowing companies to detect and address instances of corruption. A majority of companies agree with this statement in Albania (63%) and North Macedonia (58%), while fewer respondents agree with this statement in Serbia (44%) and Montenegro (38%).

In each of the four enlargement countries, a majority of companies agree that workers reporting instances of corruption to the competent authorities contribute to effectively addressing corruption in their country. The

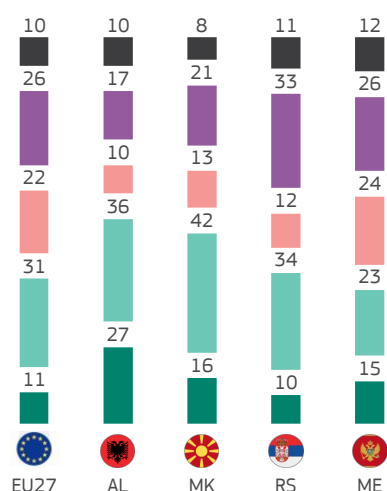
highest levels of agreement are observed in Montenegro (65%) and North Macedonia (63%), followed closely by Serbia (61%) and Albania (59%). Notably, more than one in four companies 'totally agree' with this statement across all four countries (ranging from 27% to 39%).

However, when it comes to the protection of whistleblowers within companies (i.e. workers reporting instances of corruption), the perception is markedly different. In all four enlargement countries, less than one in four respondents (between 21% and 24%) agree that workers reporting instances of corruption are effectively protected against retaliation, while at least two-thirds of respondents disagree with this statement (between 67% and 69%).

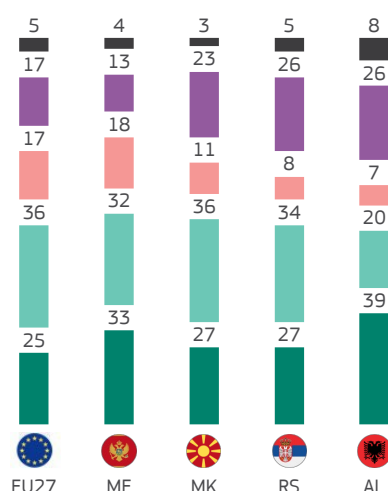
### Q7 Do you agree or disagree with the following statements?

■ Totally agree   
 ■ Tend to agree   
 ■ Tend to disagree   
 ■ Totally disagree   
 ■ Don't know/No answer

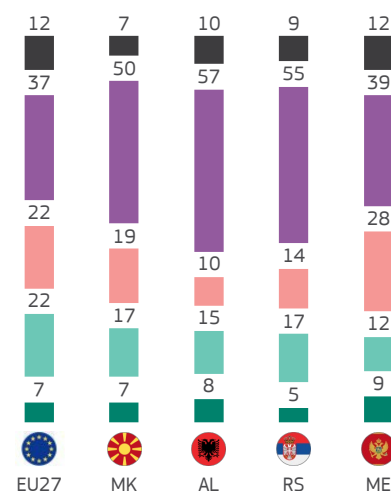
*Confidential reporting channels, which can receive company internal reports of workers on corruption, are effective in allowing companies to detect and address*



*In (YOUR COUNTRY), workers reporting instances of corruption to the competent authorities contribute to effectively addressing corruption*



*In (YOUR COUNTRY), workers reporting instances of corruption are effectively protected against retaliation*



(%) Base : n=12 923 (EU27) & n=1 771 (ME+MK+AL+RS) – All companies

Flash Eurobarometer 557  
**Businesses' attitudes towards corruption in the EU**

### Company characteristics

Larger companies tend to be more likely than smaller ones to agree that confidential reporting channels are effective in allowing companies to detect and address instances of corruption. For instance, 53% of companies with 250 or more employees agree with this statement, compared with 41% of micro companies (with fewer than ten employees). Medium-sized companies (with between 50 and 249 employees) (37%) are also more likely to agree that, in their country, whistleblowers in companies are effectively protected against retaliation (compared to e.g. 29% for micro companies).

Companies active in the 'healthcare and pharmaceutical' sector (39%) are the least likely to agree that confidential reporting channels are effective in allowing companies to detect and

address instances of corruption (compared to 42%-50% agreeing in the other sectors). In line with this, companies active in the 'healthcare and pharmaceutical' sector are also among the least likely to agree that, in their country, whistleblowers contribute to effectively addressing corruption (59%), while respondents in the 'energy, mining, oil and gas, chemicals' sector are the most likely to agree with this statement (65%).

The level of agreement for the statement that workers reporting instances of corruption are effectively protected against retaliation in their country varies between 27% in 'energy, mining, oil and gas, chemicals' and 33% in 'telecommunications and information technologies'.

**Q7** Do you agree or disagree with the following statements?

#### Total 'Agree'

	Confidential reporting channels, which can receive company internal reports of workers on corruption, are effective in allowing companies to detect and address instances of corruption	In (YOUR COUNTRY), workers reporting instances of corruption to the competent authorities contribute to effectively addressing corruption	In (YOUR COUNTRY), workers reporting instances of corruption are effectively protected against retaliation
EU27	42	61	29
<b>Company size</b>			
Micro (<10 employees)	41	61	29
Small (10-49 employees)	45	59	28
Medium-sized (50-249 employees)	47	64	37
Large (≥250 employees)	53	62	31
<b>Main activity</b>			
Energy, mining, oil and gas, chemicals	50	65	27
Healthcare and pharmaceutical	39	59	28
Engineering and electronics, motor vehicles	45	62	30
Construction and building	43	61	28
Telecommunications and information technologies	42	62	33
Financial services, banking and investment	47	59	28

(%, EU27) Base: n=12 923 – All companies

### 3. Problems encountered when doing business

**Corruption** is considered a 'very serious' or 'quite serious' problem by more than a third of EU-based companies (35%). A similar number (36%) consider **patronage and nepotism** a serious problem when doing business in their country. These proportions are about the same as in 2024.

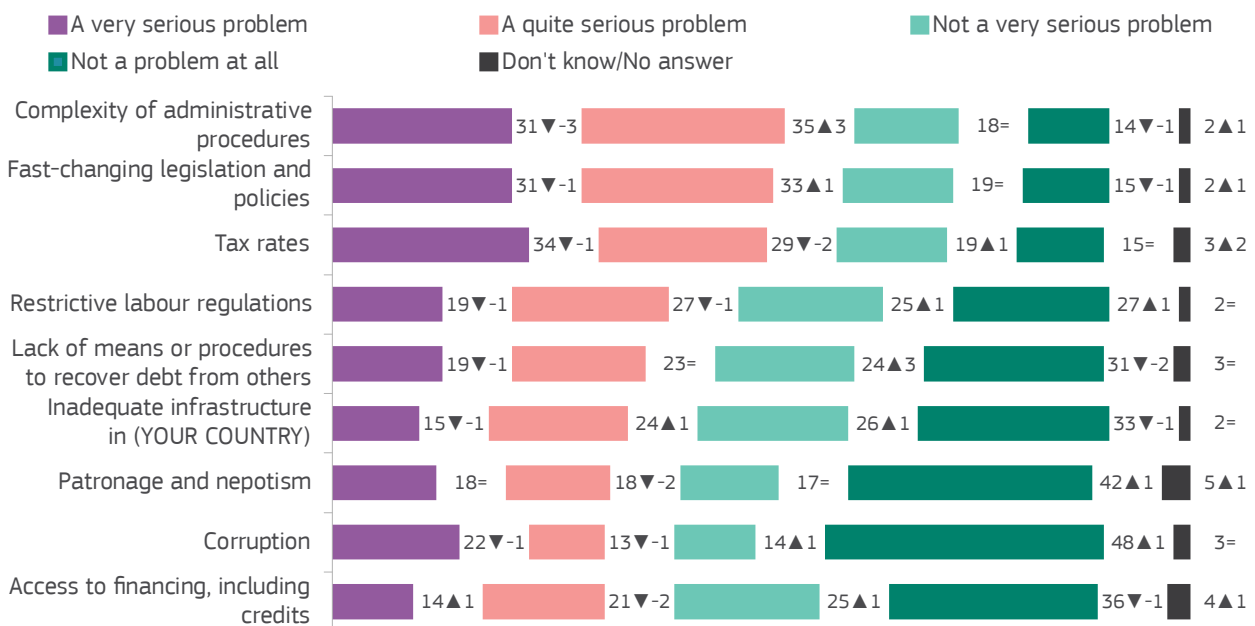
The **complexity of administrative procedures, fast-changing legislation and policies, and tax rates** are the **main problems companies face when doing business in their country**. About two-thirds of companies (66%) report that the complexity of administrative procedures is a serious problem for them when doing business in their country. The proportion saying that fast-changing

legislation and policies are a serious problem is 64% and this figure is 63% for tax rates.

Restrictive labour regulations are identified as a problem by 46% of companies and a lack of means or procedures to recover debt from others by 42%. About four in ten companies (39%) answer that inadequate infrastructure in their country is a serious problem when doing business. Access to financing (including credits) is seen as a serious problem by 35% of EU-based companies.

The results for this question, in terms of the rank-order of problems encountered when doing business, have remained largely unchanged compared to 2024.

**Q1** Do you consider the following to be a problem or not for your company when doing business in (YOUR COUNTRY)?



(EU27, %) Base: n=12 923 – All companies

▼ ▲ Evolution 2025-2024 (comparison with Flash Eurobarometer 543, April 2024)



## Businesses' attitudes towards corruption in the EU and in selected enlargement countries

## 3.1. Corruption

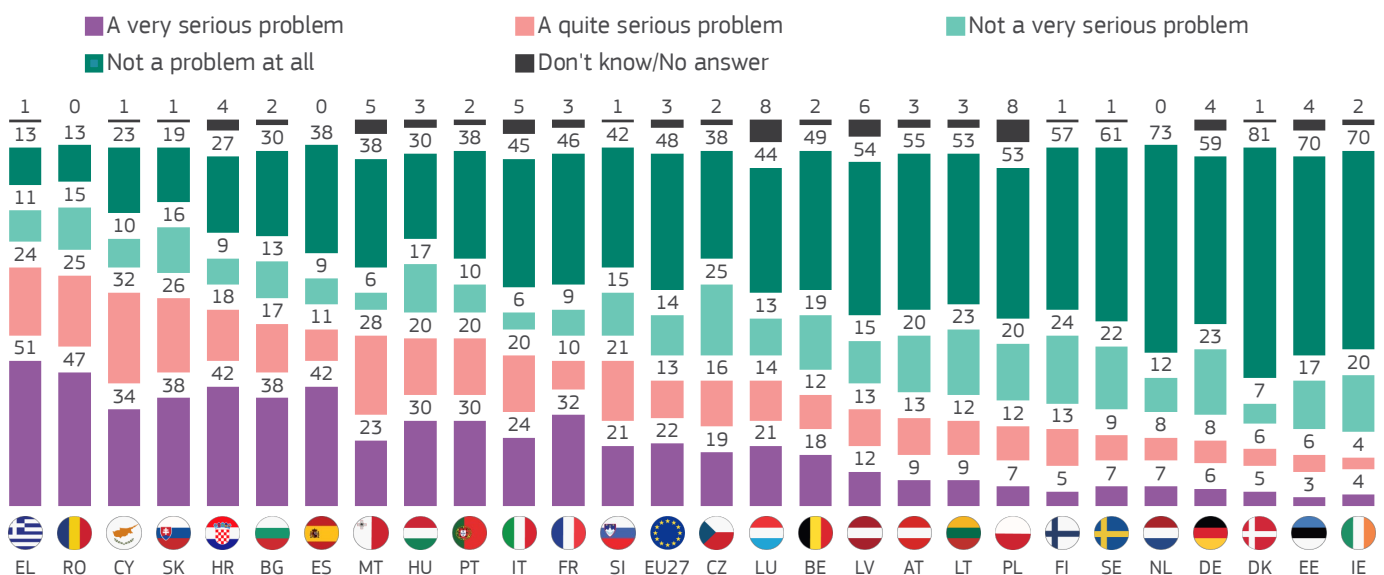
There is a large variation across the Member States in the **extent to which corruption is considered a serious problem** when doing business. The highest proportions of companies for which corruption is a 'very serious' or 'quite serious' problem are seen in Greece (75%) and Romania (72%), while the lowest proportions are observed in Ireland (8%), Estonia (9%) and Denmark (11%). In Denmark, 81% of companies reply that corruption is 'not a problem at all' for their company; this share is also very high in the Netherlands (73%), Estonia and Ireland (both 70%).

## Trend compared to 2024

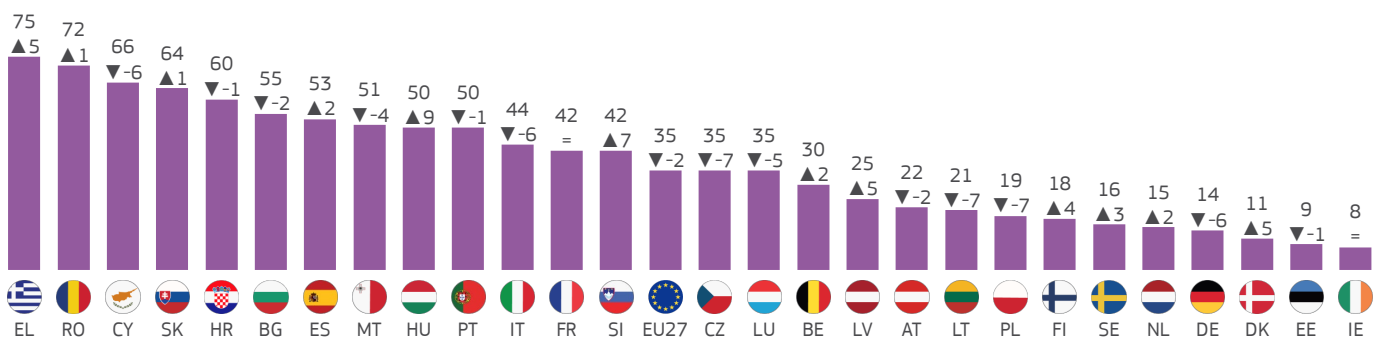
Compared to 2024 and on average across the EU, the proportion of companies **identifying corruption as a problem** has remained broadly comparable. At the individual country level, a significant change is seen in nine countries. Fewer companies than in 2024 consider corruption a problem when doing business in Czechia (-7 pp, to 35%), Lithuania (-7 pp, to 21%), Poland (-7 pp, to 19%), Germany (-6 pp, to 14%) and Italy (-6 pp, to 44%), while a significant increase in the proportion of companies thinking so is seen in Hungary (+9 pp, to 50%), Slovenia (+7 pp, to 42%), Denmark (+5 pp, to 11%) and Latvia (+5 pp, to 25%).

**Q1\_1** Do you consider the following to be a problem or not for your company when doing business in (YOUR COUNTRY)?

Corruption



## Total 'A problem'



(%) Base: n=12 923 – All companies

▼▲ Evolution 2025-2024 (comparison with Flash Eurobarometer 543, April 2024)

**Businesses' attitudes towards corruption in the EU and in selected enlargement countries****Selected enlargement countries**

In Albania, more than six in ten (63%) respondents identify corruption as a 'very serious' or 'quite serious' problem. In the other three enlargement countries surveyed, this share varies between 47% and 54%. As noted above, across the EU, a lower share of companies (35%)

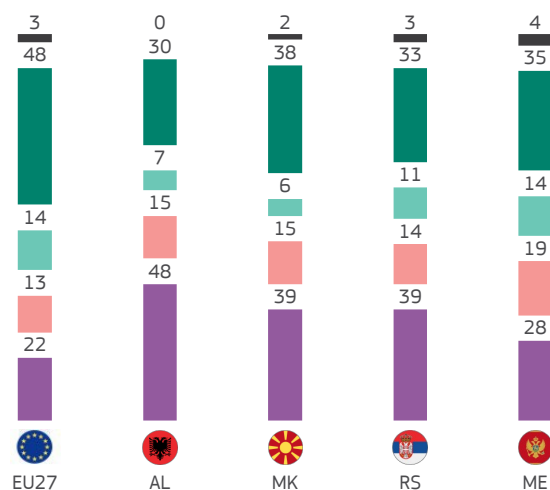
consider corruption a problem when doing business.

In North Macedonia, 38% of companies indicate that corruption is 'not a problem at all' when doing business in their country; this figure is the lowest in Albania (30%).

**Q1\_1** Do you consider the following to be a problem or not for your company when doing business in (YOUR COUNTRY)?

*Corruption*

■ A very serious problem     
 ■ A quite serious problem     
 ■ Not a very serious problem  
■ Not a problem at all     
 ■ Don't know/No answer



(%) Base : n=12 923 (EU27) & n=1 771 (ME+MK+AL+RS) – All companies

## Businesses' attitudes towards corruption in the EU and in selected enlargement countries

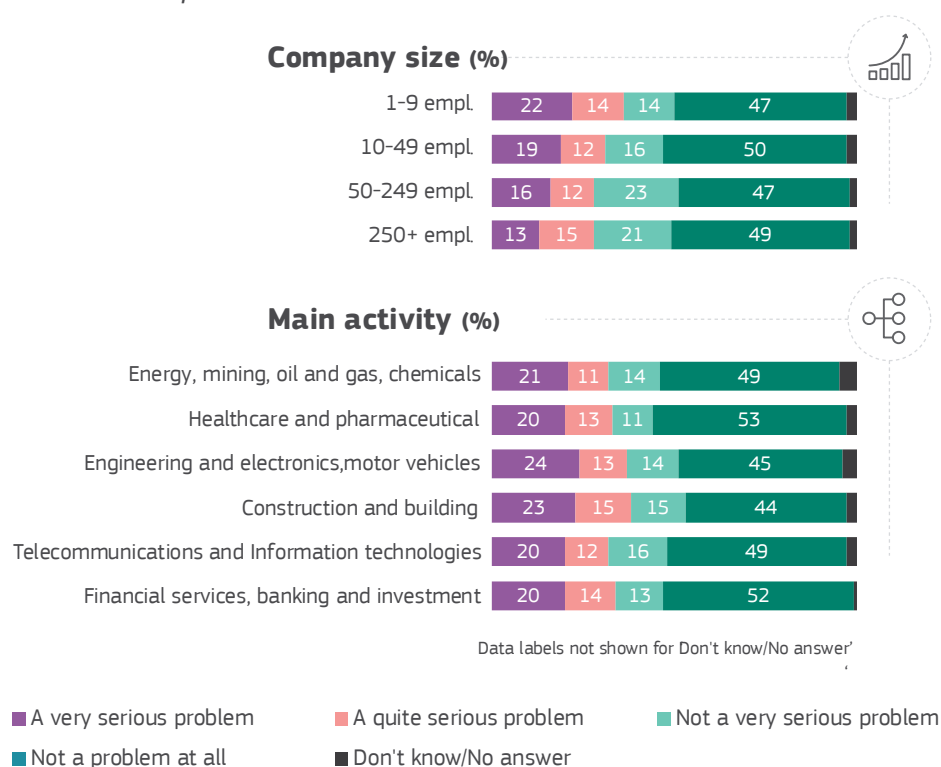
### Company characteristics

More than a third of respondents in micro companies with fewer than ten employees (36%) say that corruption is a 'very serious' or 'quite serious' problem for them when doing business in their country; this figure is lower for larger companies (28% for companies with between 50 and 249 employees and with 250 or more employees).

The share of companies that consider corruption a problem for their company when doing business in their country is slightly higher for companies in the 'engineering and electronics' sector (37%) than for companies in the 'telecommunications and information technologies' sector (32%).

### Q1\_1 Do you consider the following to be a problem or not for your company when doing business in (YOUR COUNTRY)?

#### Corruption



(%, EU27) Base: n=12 923 – All companies

## Businesses' attitudes towards corruption in the EU and in selected enlargement countries

## 3.2. Patronage and nepotism

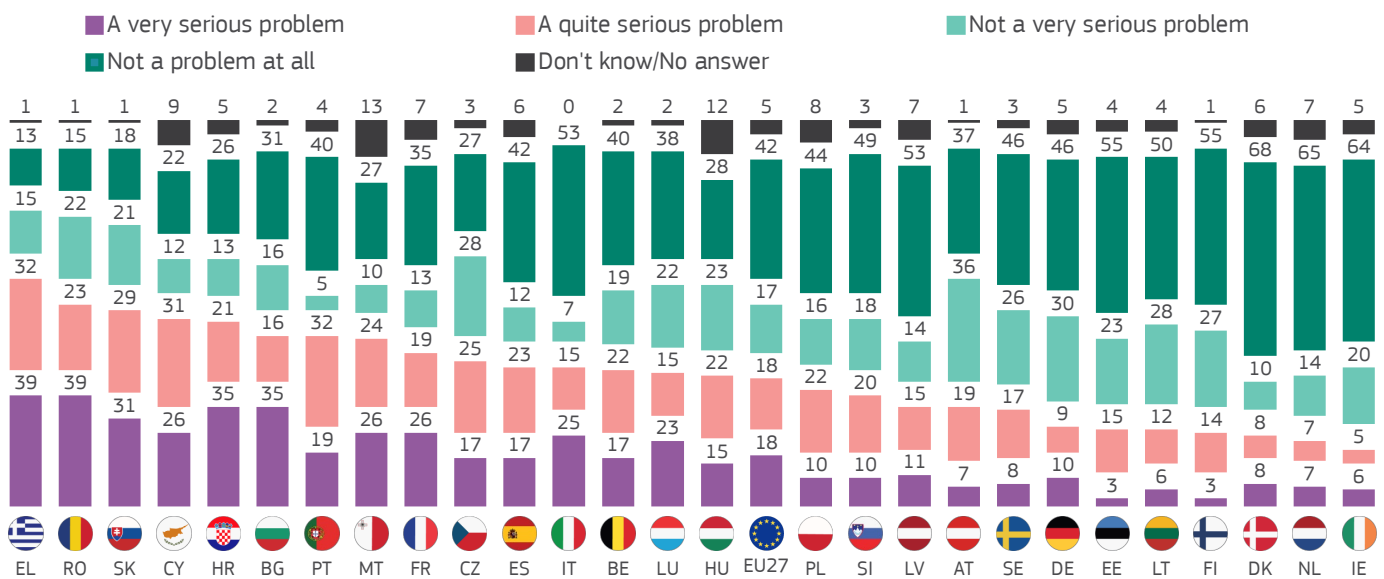
About seven in ten respondents in Greece (71%) view patronage and nepotism as a **'very serious'** or **'quite serious'** problem for their company when doing business in their country. On the other hand, no more than one in six companies in Ireland (11%), the Netherlands (14%), Denmark (16%) and Finland (17%) say that patronage and nepotism is a serious problem for them when doing business in their country. The share saying that there is no problem at all with patronage and nepotism is the highest in Denmark (68%), the Netherlands (65%) and Ireland (64%).

## Trend compared to 2024

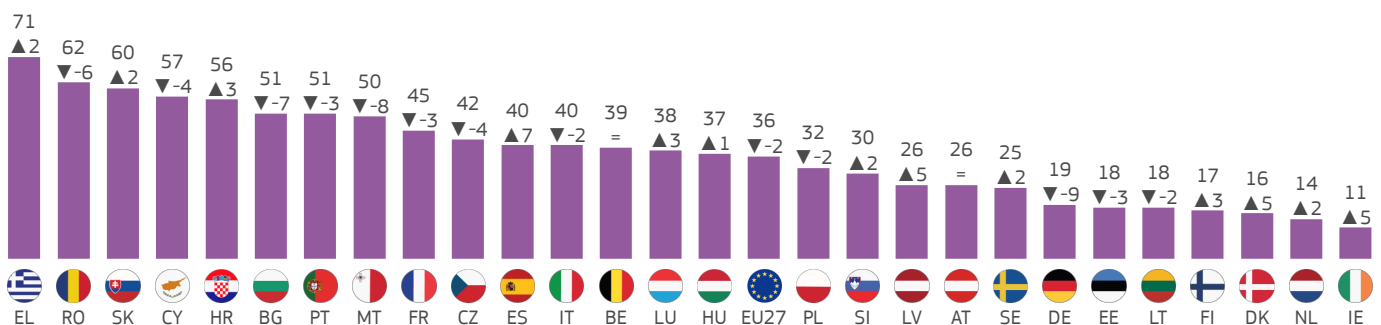
Compared to 2024 and on average across the EU, the proportion of companies **identifying patronage and nepotism as a problem** has remained broadly the same. At the individual country level, a significant increase is seen in three Member States: Spain (+7 pp, to 40%), Ireland (+5 pp, to 11%) and Denmark (+5 pp, to 16%). In contrast, a significant decrease is noted in Germany (-9 pp, to 19%), Bulgaria (-7 pp, to 51%) and Romania (-6 pp, to 62%).

**Q1\_2** Do you consider the following to be a problem or not for your company when doing business in (YOUR COUNTRY)?

*Patronage and nepotism*



## Total 'A problem'



(%) Base: n=12 923 – All companies

▼ ▲ Evolution 2025-2024 (comparison with Flash Eurobarometer 543, April 2024)

**Businesses' attitudes towards corruption in the EU and in selected enlargement countries****Selected enlargement countries**

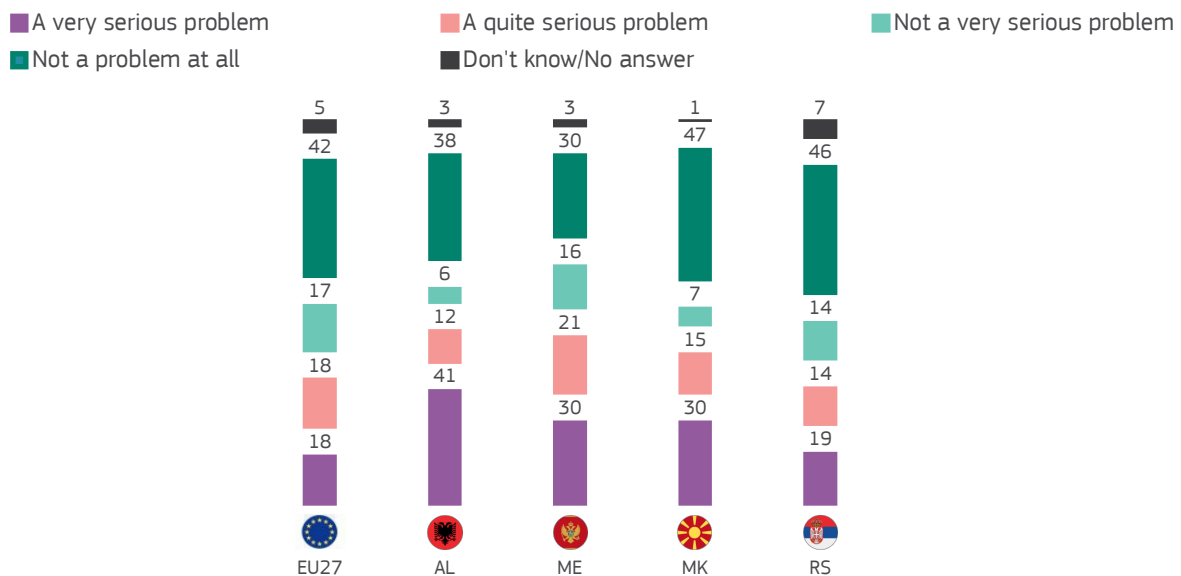
In the four enlargement countries, the share viewing patronage and nepotism as a 'very serious' or 'quite serious' problem for their company is the highest in Albania (53%), followed by Montenegro (51%), North Macedonia (45%) and Serbia (33%). By comparison, on average, across the EU, 36% of companies

identify patronage and nepotism as a serious problem when doing business.

The share of companies saying that patronage and nepotism are 'not a problem at all' when doing business in their country varies between 30% in Montenegro and 47% in North Macedonia.

**Q1\_2** Do you consider the following to be a problem or not for your company when doing business in (YOUR COUNTRY)?

*Patronage and nepotism*




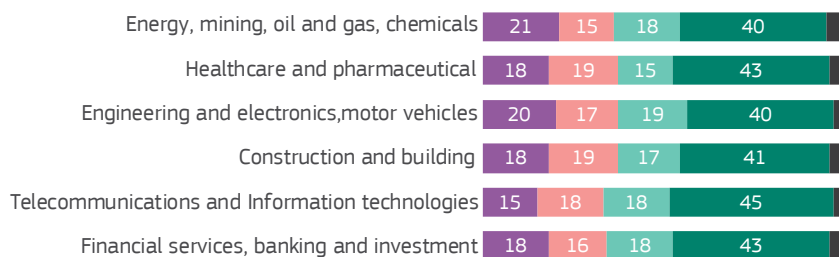
(%) Base : n=12 923 (EU27) & n=1 771 (ME+MK+AL+RS) – All companies

**Businesses' attitudes towards corruption in the EU and in selected enlargement countries****Company characteristics**

The proportion of companies saying that patronage and nepotism is a serious problem for them when doing business in their country is the highest for companies with fewer than ten employees (37%) and the lowest for companies with 250 or more employees (26%).

The share of companies considering patronage and nepotism a problem for their company when doing business in their country is slightly higher for companies in the 'engineering and electronics' sector (37%) than for companies in the 'telecommunications and information technologies' sector (32%).

**Q1\_2** Do you consider the following to be a problem or not for your company when doing business in (YOUR COUNTRY)?

*Patronage and nepotism***Company size (%)****Main activity (%)**

Data labels not shown for 'Don't know/No answer'

■ A very serious problem     
 ■ A quite serious problem     
 ■ Not a very serious problem  
■ Not a problem at all     
 ■ Don't know/No answer

(%, EU27) Base: n=12 923 – All companies

### 3.3. Other problems encountered when doing business

**In line with the EU average results, across many countries, complexity of administrative procedures, fast-changing legislation and policies, and tax rates are among the main problems companies face when doing business in their country.** For example, in France, 77% of respondents identify the complexity of administrative procedures as a serious problem for their business, 73% say the same about fast-changing legislation and policies, as well as tax rates. For the remaining problems listed in the survey, fewer respondents in France describe these as a serious problem – e.g. 59% mention restrictive labour regulations and 49% mention the lack of means or procedures to recover debt from others.





























#### Selected enlargement countries

The results for the enlargement countries show that inadequate infrastructures in the country are the most serious problem faced by companies in Montenegro (70%) and North Macedonia (63%); this problem is also mentioned by 63% of companies in Albania. The highest-ranking problem in Albania, however, is tax rates (64%). Finally, in Serbia, the largest share of companies identify the complexity of administrative procedures as a serious problem for their business (60%).

**Businesses' attitudes towards corruption in the EU and in selected enlargement countries**

**Q1** Do you consider the following to be a problem or not for your company when doing business in (YOUR COUNTRY)?

**Total 'A problem'**

		Complexity of administrative procedures	Tax rates	Fast-changing legislation and policies	Restrictive labour regulations	Lack of means of procedures to recover debt from others	Inadequate infrastructure in (YOUR COUNTRY)	Access to financing, including credits
EU27		66	64	63	46	42	39	35
BE		74	65	73	44	43	40	27
BG		65	61	32	36	40	64	27
CZ		74	66	44	48	49	34	19
DK		49	42	27	21	8	12	20
DE		69	48	56	38	17	40	31
EE		28	53	57	19	21	15	18
IE		35	27	39	18	32	36	28
EL		77	84	88	56	63	81	63
ES		68	70	66	53	48	43	33
FR		77	73	73	59	49	37	48
HR		63	67	69	48	44	48	35
IT		74	78	79	55	63	49	50
CY		65	55	51	34	59	64	53
LV		48	51	63	21	27	29	26
LT		44	39	46	26	21	20	29
LU		42	35	44	44	30	36	38
HU		55	68	65	25	36	43	31
MT		48	48	46	36	43	38	61
NL		43	42	39	29	22	22	19
AT		45	50	56	44	29	25	26
PL		62	69	57	49	39	27	28
PT		60	56	77	44	69	39	24
RO		84	96	91	69	71	78	49
SI		66	64	70	45	37	39	36
SK		79	80	76	52	65	64	35
FI		49	36	48	46	14	14	29
SE		32	29	25	14	16	30	12

Note: The higher the proportion Total 'A problem', the darker green the cell. The highest-ranking problem for each country is shown in dark green (and white font).






(%) Base: n=12 923 – All companies



**Businesses' attitudes towards corruption in the EU and in selected enlargement countries**

**Q1** Do you consider the following to be a problem or not for your company when doing business in (YOUR COUNTRY)?

**Total 'A problem'**

		Complexity of administrative procedures	Tax rates	Fast-changing legislation and policies	Restrictive labour regulations	Lack of means of procedures to recover debt from others	Inadequate infrastructure in (YOUR COUNTRY)	Access to financing, including credits
EU27		66	64	63	46	42	39	35
ME		56	54	42	27	43	70	41
MK		56	57	42	37	52	63	33
AL		55	64	53	34	51	63	38
RS		60	47	51	32	40	37	29

Note: The higher the proportion Total 'A problem', the darker green the cell. The highest-ranking problem for each country is shown in dark green (and white font).

(%) Base: n=12 923 (EU27) & n=1 771 (ME+MK+AL+RS) – All companies

## 4. Corruption in public procurement

This section focuses on perceptions about corruption in public procurement. Among the companies surveyed across the EU, 27% report that they have **taken part in a public tender or a public procurement procedure** in the past three years (unchanged compared to both 2023 and 2024). At the individual country level, this proportion varies between 8% in the Netherlands and 48% in Finland. In the four enlargement countries, this share varies between 11% (Albania) and 32% (Serbia).

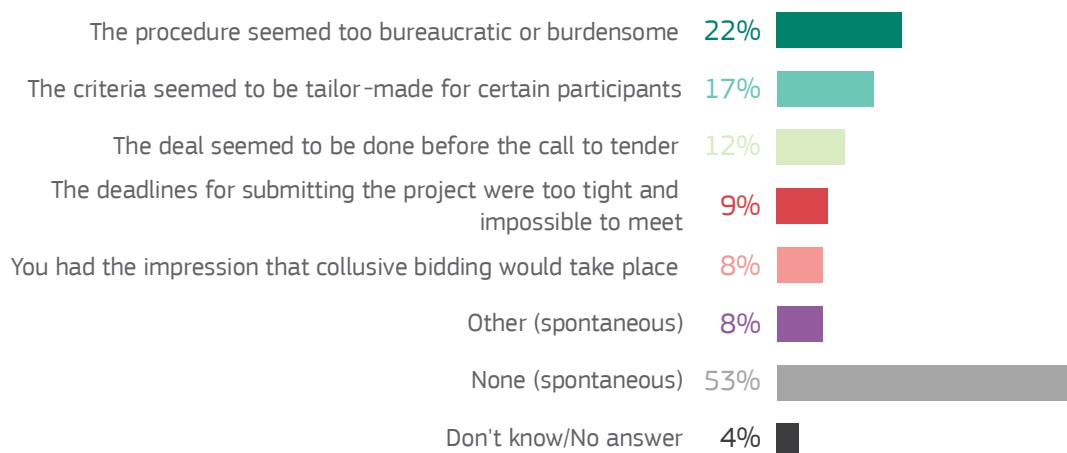
### 4.1. Participation in public procurement procedures

Among the companies in the EU that have participated in a procurement procedure, 25% think that **corruption has prevented them from winning a public tender or a public procurement contract**; this proportion has not significantly changed compared to 2024.<sup>6</sup>

Among companies in the EU that have not participated in a public tender, some reply that they did not do so because the procedure seemed **too bureaucratic or burdensome** (mentioned by 22%), the criteria seemed to be **tailor-made for certain participants** (17%), the **deal seemed to be done** before the call for tender (12%), the **deadlines for submitting the project were too tight or impossible to meet** (9%) or they had the impression that **collusive bidding** would have taken place (8%). The results have not significantly changed compared to 2024.

Both groups of companies, with public procurement experience and those without, were asked **how widespread they think the aforementioned types of practices are in public procurement procedures in their country**; the results for this question are discussed in the next section.

#### D9b Was it for any of the following reasons? (MULTIPLE ANSWERS POSSIBLE)



(EU27, %) Base=8 791 – Companies that did not take part in a public tender or a public procurement procedure in the past three years

<sup>6</sup> Due to the smaller base sizes for this question, results at national level are not discussed.

## Businesses' attitudes towards corruption in the EU and in selected enlargement countries

## 4.2. Extent of illegal practices in public procurement procedures

Respondents were asked how widespread they believe certain practices are in public procurement in their country. **The largest share of respondents (58%) think that specifications that are tailor-made for particular companies are a 'very' or 'fairly widespread' practice in their country.** In turn, the smallest share of respondents (39%) say that it is a widespread practice in their country to make **amendments of contract terms after conclusion of the contract.**

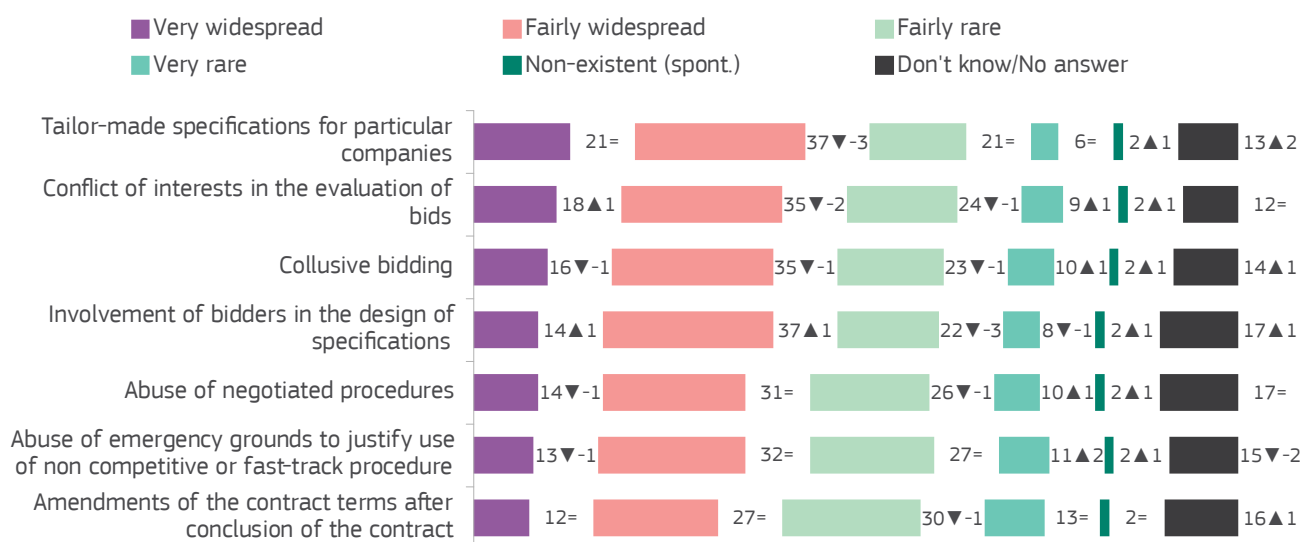
A majority of respondents (53%) think that **conflicts of interest in the evaluation of bids** are a widespread practice in public procurement in their country; similarly, 51% of

respondents answer that **collusive bidding** is a widespread practice and another 51% say the same about the collusive bidding **involvement of bidders in the design of specifications.** Somewhat smaller shares say the same about the **abuse of negotiated procedures** (45%) and the **abuse of emergency grounds to justify use of non-competitive or fast-track procedures** (45%).

Given that a considerable share of companies do not have recent experience with public procurement, the number of 'don't know' responses is somewhat higher for this question (between 12% and 17%).

The results for this question, for each of the types of practices and in terms of their rank-order, have remained largely stable compared to 2024.

**Q4** And how widespread do you think the following practices are in public procurement procedures in (YOUR COUNTRY)?



(EU27, %) Base: n=12 923 – All companies

▼▲ Evolution 2025-2024 (comparison with Flash Eurobarometer 543, April 2024)

**Businesses' attitudes towards corruption in the EU and in selected enlargement countries****Individual country results**

Across most Member States (16 out of 27), the largest share of companies think that **specifications tailor-made for particular companies** are a widespread corrupt practice in their country. In seven Member States, at least three-quarters of companies describe this practice as widespread; this applies to Greece (92%), Cyprus and Slovakia (both 81%), Spain and Bulgaria (both 77%), as well as Romania and Croatia (both 75%).

**Conflicts of interest in the evaluation of bids** is the highest-ranking practice in Portugal (78%), Italy (65%, jointly with tailor-made specifications for particular companies), the Netherlands (54%), Belgium (50%) and Ireland (44%).

**Collusive bidding** is, in turn, the highest-ranking practice in Slovakia (81%, jointly with tailor-made specifications for particular companies), Slovenia and Croatia (both 78%), Malta (65%), France (53%) and Germany (51%, jointly with tailor-made specifications for particular companies).

For the practices of **involvement of bidders in the design of specifications, abuse of emergency grounds to justify the use of non-competitive or fast-track procedures and abuse of negotiated procedures**, the analysis shows that respondents in countries such as Greece and Cyprus are among the most likely to agree that these practices are widespread, and respondents in countries such as Denmark, Austria, Estonia, Finland and Luxembourg are among the least likely to share this view.

Across 19 countries, the smallest share of respondents say that it is a widespread practice in their country to **make amendments to contract terms after conclusion of the contract**. Nonetheless, in seven Member States, more than 50% of respondents think this practice is widespread; companies in Greece (67%), Croatia and Cyprus (both 62%) are overall the most likely to share this view.

**Trend compared to 2024**

Opinions about how widespread practices, such as collusive bidding, involvement of bidders in the design of specifications etc., are in public procurement procedures in their country have remained largely the same compared to 2024. There are, nonetheless, a few noteworthy trends to be pointed out.





























In **Cyprus**, for five practices, companies are less likely than in 2024 to describe the practices as widespread. For example, the proportion of companies in Cyprus saying that abuse of emergency grounds to justify use of non-competitive or fast-track procedure is a widespread practice in public procurement in their country has decreased by 14 percentage points compared to 2024 (to 68%).

In contrast, in **Spain**, the proportion of companies describing five practices as widespread has increased compared to 2024. For example, the proportion of companies in Spain describing amendments to contract terms after conclusion of the contract as a widespread practice has increased by ten percentage points compared to 2024 (to 55%).

**Businesses' attitudes towards corruption in the EU and in selected enlargement countries**

**Q4** And how widespread do you think the following practices are in public procurement procedures in (YOUR COUNTRY)?

**Total 'Widespread'**

		Tailor-made specifications for particular companies	Conflict of interests in the evaluation of bids	Collusive bidding	Involvement of bidders in the design of specifications	Abuse of negotiated procedures	Abuse of emergency grounds to justify use of noncompetitive or fast-track procedure	Amendments of the contract terms after conclusion of the contract
EU27		58	53	51	51	45	45	39
BE		49	50	44	43	45	36	36
BG		77	58	50	59	62	56	47
CZ		70	52	45	53	45	45	40
DK		44	34	20	36	23	20	28
DE		51	41	51	44	29	32	31
EE		49	39	38	36	26	20	34
IE		40	44	31	39	34	22	22
EL		92	85	88	87	77	84	67
ES		77	75	59	62	69	65	55
FR		46	48	53	42	44	38	36
HR		75	69	78	69	64	70	62
IT		65	65	60	58	51	61	48
CY		81	79	77	78	74	68	62
LV		71	50	56	54	39	47	38
LT		59	51	52	52	43	34	40
LU		43	21	30	38	34	14	22
HU		74	49	66	61	46	52	46
MT		47	63	65	46	45	63	43
NL		53	54	40	51	42	27	23
AT		52	50	45	45	21	27	25
PL		43	30	26	40	33	33	28
PT		72	78	68	58	67	74	53
RO		75	70	62	70	62	65	48
SI		71	68	78	74	54	58	54
SK		81	72	81	69	51	69	58
FI		53	33	23	33	26	23	19
SE		57	45	38	49	31	28	37

Note: The higher the proportion Total 'Widespread', the darker green the cell. The highest-ranking practice for each country is shown in dark green (and white font).

(%) Base: n=12 923 – All companies






**Businesses' attitudes towards corruption in the EU and in selected enlargement countries****Selected enlargement countries**

In Serbia, 71% of companies report that it is a widespread corrupt practice in their country to make tailor-made specifications for particular companies. In the other three enlargement countries, this share varies between 61% and 65%.

Other forms of corruption are also perceived as prevalent. For example, between 57% of companies in Montenegro and 69% in North-Macedonia say that conflicts of interest in the evaluation of bids are a widespread corrupt practice in their country. Similarly, between 52% of companies in Montenegro and 67% in Serbia report that collusive bidding is a widespread corrupt practice in their country.

**Q4** And how widespread do you think the following practices are in public procurement procedures in (YOUR COUNTRY)?

**Total 'Widespread'**

		Tailor-made specifications for particular companies	Conflict of interests in the evaluation of bids	Collusive bidding	Involvement of bidders in the design of specifications	Abuse of negotiated procedures	Abuse of emergency grounds to justify use of noncompetitive or fast-track procedure	Amendments of the contract terms after conclusion of the contract
EU27		58	53	51	51	45	45	39
ME		61	57	52	52	49	50	42
MK		65	69	66	62	64	65	61
AL		63	68	64	60	59	64	55
RS		71	63	67	60	61	60	56

Note: The higher the proportion Total 'Widespread', the darker green the cell. The highest-ranking practice for each country is shown in dark green (and white font).

(%) Base: n=12 923 (EU27) & n=1 771 (ME+MK+AL+RS) – All companies

**Businesses' attitudes towards corruption in the EU and in selected enlargement countries****Company characteristics**

Micro companies (<10 employees) tend to be more likely to think that practices such as conflicts of interests in the evaluation of bids and abuse of negotiated procedures are widespread in public procurement procedures in their country. For example, 54% of micro companies report that conflict of interests in the evaluation of bids is a widespread practice in public procurement in their country, compared to 47%

of large companies (with 250 or more employees).

Some differences are also observed across activity sectors. For instance, companies active in 'engineering and electronics' are more likely to report that tailor-made specifications for particular companies (64% vs 53%-61% in the other sectors) and amendments of the contract terms after conclusion of the contract (43% vs 31%-41%) are widespread practices in public procurement procedures in their country.

**Q4** And how widespread do you think the following practices are in public procurement procedures in (YOUR COUNTRY)??

**Total 'Widespread'**

	Tailor-made specifications for particular companies	Conflict of interests in the evaluation of bids	Collusive bidding	Involvement of bidders in the design of specifications	Abuse of negotiated procedures	Abuse of emergency grounds to justify use of noncompetitive or fast-track procedure	Amendments of the contract terms after conclusion of the contract
EU27	58	53	51	51	45	45	39
<b>Company size</b>							
Micro (<10 employees)	59	54	52	51	46	45	41
Small (10-49 employees)	55	50	44	49	42	41	33
Medium-sized (50-249 employees)	53	46	45	44	42	42	33
Large (≥250 employees)	58	47	46	50	34	40	35
<b>Main activity</b>							
Energy, mining, oil and gas, chemicals	56	47	55	47	35	39	31
Healthcare and pharmaceutical	53	55	54	51	47	49	41
Engineering and electronics, motor vehicles	64	55	53	53	46	47	43
Construction and building	61	54	47	51	46	44	39
Telecommunications and information technologies	59	50	52	51	41	40	37
Financial services, banking and investment	57	52	53	50	46	45	39

(%, EU27) Base: n=12 923 – All companies

## Technical specifications

Between 27 January and 28 February 2025, Ipsos European Public affairs carried out Flash Eurobarometer 557 at the request of the European Commission, Directorate-General for Justice and Consumers. It is a business survey coordinated by the Directorate-General for Communication, "Public Opinion and Citizens Engagement" Unit.

This Flash Eurobarometer survey covers businesses in the European Union and four enlargement countries, employing one or more persons in the following six key sectors:

- energy, mining, oil and gas, chemicals
- healthcare and pharmaceutical
- engineering and electronics, motor vehicles
- construction and building
- telecommunications and information technologies
- financial services, banking and investment.

Interviews took place with someone with decision-making responsibilities (managing director, general manager, CEO, financial director), someone leading the commercial activities (commercial manager, sales manager, marketing manager) or a legal officer. All interviews were carried via Computer-Assisted Telephone Interviewing (CATI).

The sample was selected from an international business database. Sampling targets were defined on both company size (using four different ranges: 1-9 employees, 10-49 employees, 50-249 employees and 250 employees or more) and activity sector (six key sectors as defined above). These quotas were adjusted according to the country's universe but were also reasoned in order to ensure that the sample was large enough in every sampling cell.

Statistical margins due to sampling tolerances  
(at the 95% level of confidence)

































various sample sizes are in rows

various observed results are in columns

	5%	10%	25%	50%	75%	90%	95%
n=50	±6.0	±8.3	±12.0	±13.9	±12.0	±8.3	±6.0
n=100	±4.3	±5.9	±8.5	±9.8	±8.5	±5.9	±4.3
n=200	±3.0	±4.2	±6.0	±6.9	±6.0	±4.2	±3.0
n=500	±1.9	±2.6	±3.8	±4.4	±3.8	±2.6	±1.9
n=1000	±1.4	±1.9	±2.7	±3.1	±2.7	±1.9	±1.4
n=1500	±1.1	±1.5	±2.2	±2.5	±2.2	±1.5	±1.1
n=2000	±1.0	±1.3	±1.9	±2.2	±1.9	±1.3	±1.0



**Businesses' attitudes towards corruption in the EU and in selected enlargement countries**

		Number of interviews	Fieldwork dates	Business population (absolute number)	Population (as % of EU27 population)
EU27		<b>14 694</b>	<b>27.01.2025-28.02.2025</b>	<b>9 221 599</b>	<b>100%</b>
BE		500	27.01.2025-12.02.2025	263 138	2.9%
BG		512	27.01.2025-12.02.2025	75 129	0.8%
CZ		500	27.01.2025-10.02.2025	383 373	4.2%
DK		507	27.01.2025-12.02.2025	101 782	1.1%
DE		506	27.01.2025-10.02.2025	951 952	10.3%
EE		502	27.01.2025-10.02.2025	39 626	0.4%
IE		508	27.01.2025-12.02.2025	141 088	1.5%
EL		500	27.01.2025-12.02.2025	209 588	2.3%
ES		508	27.01.2025-12.02.2025	779 639	8.5%
FR		518	27.01.2025-12.02.2025	1 595 294	17.3%
HR		505	27.01.2025-14.02.2025	62 074	0.7%
IT		509	27.01.2025-12.02.2025	1 181 697	12.8%
CY		254	27.01.2025-10.02.2025	26 042	0.3%
LV		504	27.01.2025-07.02.2025	29 317	0.3%
LT		511	27.01.2025-07.02.2025	68 345	0.7%
LU		259	27.01.2025-12.02.2025	11 585	0.1%
HU		502	27.01.2025-11.02.2025	254 406	2.8%
MT		264	27.01.2025-12.02.2025	12 369	0.1%
NL		503	27.01.2025-12.02.2025	705 319	7.6%
AT		507	27.01.2025-12.02.2025	156 008	1.7%
PL		504	27.01.2025-12.02.2025	1 014 075	11.0%
PT		504	27.01.2025-12.02.2025	292 018	3.2%
RO		507	27.01.2025-06.02.2025	228 406	2.5%
SI		501	27.01.2025-11.02.2025	52 039	0.6%
SK		505	27.01.2025-10.02.2025	208 158	2.3%
FI		500	27.01.2025-13.02.2025	131 757	1.4%
SE		523	27.01.2025-07.02.2025	247 375	2.7%
ME		261	27.01.2025-11.02.2025	9 776	-
MK		501	28.01.2025-28.02.2025	14 165	-
AL		507	27.01.2025-18.02.2025	31 915	-
RS		502	27.01.2025-28.02.2025	36 867	-

## Questionnaire

ASK ALL

Intro\_DX1 (READ OUT) Let me start with a few basic questions regarding your company. For all questions, please limit your responses to the activities of your company in (YOUR COUNTRY) only.

ASK ALL

### **DX1 What is the main activity of your company?**

(READ OUT - ONE ANSWER) [RANDOMISE 1-6]

- |  |   |
|--|---|
| Energy, mining, oil and gas, chemicals                             | 1 |
| Healthcare and pharmaceutical                                      | 2 |
| Engineering and electronics, motor vehicle manufacturing           | 3 |
| Construction and building  | 4 |
| Telecommunications and Information technologies                    | 5 |
| Financial services, banking and investment                         | 6 |
| None (DO NOT READ OUT) [STOP INTERVIEW IF DX1 = 7]                 | 7 |
| Don't know/No answer (DO NOT READ OUT) [STOP INTERVIEW IF DX1 = 8] | 8 |

FL543 - DX1

ASK ALL

Intro\_Q1 (READ OUT) When we mention corruption, we mean it in a broad sense, including offering, giving, requesting and accepting bribes or kickbacks, valuable gifts and important favours, as well as any abuse of power for private gain. Please note, it is important that you consider your answers in the light of your own or your company's experience.

ASK ALL

### **Q1 Do you consider the following to be a problem or not for your company when doing business in (YOUR COUNTRY)?**

(READ OUT - ONE ANSWERS PER LINE) [RANDOMISE ITEMS 1 TO 9]

- Q1\_1 Corruption
- Q1\_2 Patronage and nepotism
- Q1\_3 Complexity of administrative procedures
- Q1\_4 Fast-changing legislation and policies
- Q1\_5 Inadequate infrastructure in (YOUR COUNTRY)
- Q1\_6 Lack of means or procedures to recover debt from others
- Q1\_7 Restrictive labour regulations
- Q1\_8 Tax rates
- Q1\_9 Access to financing, including credits

(RESPONSE SCALE)

- |  |   |
|--|---|
| A very serious problem                 | 1 |
| A quite serious problem                | 2 |
| Not a very serious problem             | 3 |
| Not a problem at all                   | 4 |
| Don't know/No answer (DO NOT READ OUT) | 5 |

FL543 - Q1

**Businesses' attitudes towards corruption in the EU and in selected enlargement countries**

ASK ALL

Intro\_Q2 (READ OUT) In this questionnaire, we refer to public officials. By public officials, we mean employees of public authorities and ministries including government officials, customs officers, policemen, judges, prosecutors, tax officials, etc.; and we also mean local officials, such as housing/building regulators, mayors, local government officers and people working in the local authorities.

ASK ALL

**Q2 A gift from someone in return for a favour may be evidence of his esteem and kindness, but may also qualify as a bribe. If a public official receives money, a gift or a service from someone, what would be the minimum value at which you would consider this to be a bribe?**

(WRITE DOWN THE ANSWER)

(LOCAL CURRENCY)

0 (Any gift is a bribe) (DO NOT READ OUT)

0

Refusal (DO NOT READ OUT)

9999999

FL543 - Q2

ASK ALL

**Q3 How widespread do you think the problem of corruption is in (YOUR COUNTRY)?**

(READ OUT - ONE ANSWER ONLY)

Very widespread

1

Fairly widespread

2

Fairly rare

3

Very rare

4

Non-existent (DO NOT READ OUT)

5

Don't know/No answer (DO NOT READ OUT)

6

FL543 - Q3

ASK ALL

**Q4 And how widespread do you think the following practices are in public procurement procedures in (YOUR COUNTRY)?**

(READ OUT - ONE ANSWER PER LINE) [RANDOMISE ITEMS 1 TO 7]

Q4\_1 Abuse of negotiated procedures

Q4\_2 Abuse of emergency grounds to justify use of non competitive or fast-track procedure

Q4\_3 Involvement of bidders in the design of specifications

Q4\_4 Conflict of interests in the evaluation of bids

Q4\_5 Tailor-made specifications for particular companies

Q4\_6 Collusive bidding

INTERVIEWER: If the respondent asks, give the following definition of a collusive bidding:  
"Collusive bidding is an attempt by conspiring bidders to get round rules and laws laid down to ensure free and competitive bidding, including rules against price-fixing".

Q4\_7 Amendments of the contract terms after conclusion of the contract

(RESPONSE SCALE)

Very widespread

1

Fairly widespread

2

Fairly rare

3

Very rare

4

Non-existent (DO NOT READ OUT)

5

Don't know/No answer (DO NOT READ OUT)

6

FL543 - Q4

**Businesses' attitudes towards corruption in the EU and in selected enlargement countries**

ASK ALL

**Q5 Which of the following practices do you consider to be the most widespread in (YOUR COUNTRY)?**

(READ OUT - MAX. 3 ANSWERS POSSIBLE) [RANDOMISE 1-7; CODE 9 AND CODE 10 ARE EXCLUSIVE]

Kickbacks	1
INTERVIEWER: If the respondent asks, give the following definition of kickbacks: "Paying back a certain percentage of the contract value or gain to a person who has influence over the contract or who decides which services or goods should be ordered".	
Bribes	2
Tax fraud or non-payment of VAT	3
Offering a free gift or trip in exchange for a service	4
Favouring friends and/or family members in business	5
Funding political parties in exchange for public contracts or influence over policy making	6
Favouring friends and/or family members in public institutions	7
Other (DO NOT READ OUT)	8
None (DO NOT READ OUT)	9
Don't know/No answer (DO NOT READ OUT)	10

FL543 - Q6

ASK ALL

**Q6 Do you agree or disagree with the following statements?**

(READ OUT - ONE ANSWER PER LINE) [RANDOMISE ITEMS 1 TO 8]

Q6_1 Too close links between business and politics in (YOUR COUNTRY) lead to corruption	
Q6_2 Bribery and the use of connections is often the easiest way to obtain certain public services in (YOUR COUNTRY)	
Q6_3 There is sufficient transparency and supervision of the funding of political parties in (YOUR COUNTRY)	
Q6_4 In (YOUR COUNTRY) the only way to succeed in business is to have political connections	
Q6_5 In (YOUR COUNTRY) favouritism and corruption hamper business competition	
Q6_6 In (YOUR COUNTRY) measures against corruption are applied impartially and without ulterior motives	
Q6_7 People and businesses caught for petty corruption are appropriately punished in (YOUR COUNTRY)	
Q6_8 People and businesses caught for bribing a senior official are appropriately punished in (YOUR COUNTRY)	
(RESPONSE SCALE)	
Totally agree	1
Tend to agree	2
Tend to disagree	3
Totally disagree	4
Don't know/No answer (DO NOT READ OUT)	5

FL543 - Q7

**Businesses' attitudes towards corruption in the EU and in selected enlargement countries**

ASK ALL

**Q7 Do you agree or disagree with the following statements?**

(READ OUT - ONE ANSWER PER LINE) [RANDOMISE ITEMS 1 TO 8]

Q7\_1 Confidential reporting channels, which can receive company internal reports of workers on corruption, are effective in allowing companies to detect and address instances of corruption.

Q7\_2 In (YOUR COUNTRY), workers reporting instances of corruption to the competent authorities contribute to effectively addressing corruption

Q7\_3 In (YOUR COUNTRY), workers reporting instances of corruption are effectively protected against retaliation

(RESPONSE SCALE)

Totally agree 1

Tend to agree 2

Tend to disagree 3

Totally disagree 4

Don't know/No answer (DO NOT READ OUT) 5

NEW

ASK ALL

**Q8 How likely do you think it is that the following would happen to people or businesses engaging in corrupt practices in (YOUR COUNTRY)?**

(READ OUT - ONE ANSWER PER LINE) [RANDOMISE ITEMS 1 TO 3]

Q8\_1 They would be caught by or reported to the police or prosecutors

Q8\_2 They would face charges and go to court

Q8\_3 They would be heavily fined or imprisoned by a court

(RESPONSE SCALE)

Very likely 1

Fairly likely 2

Fairly unlikely 3

Very unlikely 4

Don't know/No answer (DO NOT READ OUT) 5

FL543 - Q8

ASK ALL

**DX7 In the past three years, has your company taken part in a public tender or a public procurement procedure?**

(READ OUT - ONE ANSWER ONLY)

No 1

Yes, once 2

Yes, more than once 3

Don't know/No answer (DO NOT READ OUT) 4

FL543 - DX7

ASK IF DX7=2 or 3

**DX8 In the last three years, do you think that corruption has prevented you or your company from winning a public tender or a public procurement contract?**

(ONE ANSWER ONLY)

Yes 1

No 2

Refusal (DO NOT READ OUT) 3

Don't know/No answer (DO NOT READ OUT) 4

FL543 - DX8

**Businesses' attitudes towards corruption in the EU and in selected enlargement countries**

ASK IF DX7=2 or 3

**DX9a Could you please estimate what proportion of your annual turnover comes from public tenders or public procurement procedures?**

(WRITE DOWN THE ANSWER)

Refusal (DO NOT READ OUT)

999

FL543 - DX9a

ASK IF DX7=1

**DX9b Was it for any of the following reasons?**

(READ OUT - MULTIPLE ANSWERS POSSIBLE) [RANDOMISE 1-5; CODE 7 AND CODE 8 ARE EXCLUSIVE]

The criteria seemed to be tailor-made for certain participants 1

The deal seemed to be done before the call to tender 2

You had the impression that collusive bidding would take place 3

INTERVIEWER: If the respondent asks, give the following definition of collusive bidding:

"Collusive bidding is an attempt by conspiring bidders to get round rules and laws laid down to ensure free and competitive bidding, including rules against price-fixing".

The deadlines for submitting the project were too tight and impossible to meet 4

The procedure seemed too bureaucratic or burdensome 5

Other (DO NOT READ OUT) 6

None (DO NOT READ OUT) 7

Don't know/No answer (DO NOT READ OUT) 8

FL543 - DX9b

ASK ALL

**DX10 Over the last 12 months, has your company been in contact with the public authorities in order to obtain the following permits or to use their services in the following categories?**

(READ OUT - MULTIPLE ANSWERS POSSIBLE) [RANDOMISE 1-6; CODE 8 AND CODE 9 ARE EXCLUSIVE]

Building permits 1

Business permits 2

Change of land use 3

Environmental permits including waste and water treatment 4

Licence plates or permits related to vehicles 5

State aid and social, structural funds 6

Other (DO NOT READ OUT) 7

None (DO NOT READ OUT) 8

Don't know/No answer (DO NOT READ OUT) 9

FL543 - DX10

**Businesses' attitudes towards corruption in the EU and in selected enlargement countries**

ASK DX10=1 TO 6

**DX11 And has anyone in (YOUR COUNTRY) asked or expected someone from your company to give a gift, favour or extra money for any of the following permits or services?**





























(READ OUT - MULTIPLE ANSWERS POSSIBLE) [CODE 7 AND CODE 8 ARE EXCLUSIVE]

Building permits [SHOW IF DX10 = 1]	1
Business permits [SHOW IF DX10 = 2]	2
Change of land use [SHOW IF DX10 = 3]	3
Environmental permits including waste and water treatment [SHOW IF DX10 = 4]	4
Licence plates or permits related to vehicles [SHOW IF DX10 = 5]	5
State aid and social, structural funds [SHOW IF DX10 = 6]	6
None (DO NOT READ OUT)	7
Don't know/No answer (DO NOT READ OUT)	8

FL543 - DX11

## Data annex

Q1\_1 Do you consider the following to be a problem or not for your company when doing business in (YOUR COUNTRY)? **Corruption**

		A very serious problem	A quite serious problem	Not a very serious problem	Not a problem at all	Don't know/ No answer
EU27		22▼-1	13▼-1	14▲1	48▼-1	3=
BE		18▲2	12=	19▼-1	49▼-1	2=
BG		38▲2	17▼-4	can13▲1	30▲2	2▼-1
CZ		19▲1	16▼-8	25▼-2	38▲8	2▲1
DK		5▲2	6▲3	7▼-6	81▲1	1=
DE		6▼-5	8▼-1	23▲6	59▼-1	4▲1
EE		3=	6▼-1	17▼-9	70▲9	4▲1
IE		4▲2	4▼-2	20=	70=	2=
EL		51▲2	24▲3	11▼-5	13=	1=
ES		42▲1	11▲1	9▼-4	38▲2	0=
FR		32▲2	10▼-2	9▼-1	46▲1	3=
HR		42▲3	18▼-4	9=	27▲1	4=
IT		24▼-8	20▲2	6▼-2	45▲5	5▲3
CY		34▼-9	32▲3	10▼-2	23▲8	1=
LV		12▲2	13▲3	15▼-3	54▼-1	6▼-1
LT		9▼-2	12▼-5	23▼-2	53▲9	3=
LU		21▼-5	14=	13▲2	44▲1	8▲2
HU		30▲3	20▲6	17▲2	30▼-7	3▼-4
MT		23▼-2	28▼-2	6▼-8	38▲11	5▲1
NL		7=	8▲2	12▲2	73▼-4	0=
AT		9▼-3	13▲1	20▼-1	55▲1	3▲2
PL		7▼-4	12▼-3	20▲6	53▼-3	8▲4
PT		30▲3	20▼-4	10▲2	38=	2▼-1
RO		47▼-6	25▲7	15=	13▲1	0▼-2
SI		21=	21▲7	15=	42▼-7	1=
SK		38▼-6	26▲7	16▼-2	19▲2	1▼-1
FI		5▼-2	13▲6	24▲4	57▼-8	1▲1
SE		7▲1	9▲2	22▲7	61▼-9	1▼-1

Flash Eurobarometer 557 - Businesses' attitudes towards corruption in the EU and in selected enlargement countries


Fieldwork: 27/01-28/02/2025 / (%) Base: n=12 926 (EU27) – All companies

▼▲ Evolution 2025-2024 (comparison with Flash Eurobarometer 543, April 2024)































Flash Eurobarometer 557  
**Businesses' attitudes towards corruption in the EU and in selected enlargement countries**

Q1\_1 Do you consider the following to be a problem or not for your company when doing business in (YOUR COUNTRY)? **Corruption**

		A very serious problem	A quite serious problem	Not a very serious problem	Not a problem at all	Don't know/ No answer
EU27	 ----->	22	13	14	48	3
ME	 ----->	28	19	14	35	4
MK	 ----->	39	15	6	38	2
AL	 ----->	48	15	7	30	0
RS	 ----->	39	14	11	33	3

Flash Eurobarometer 557  
**Businesses' attitudes towards corruption in the EU and in selected enlargement countries**

Q1\_2 Do you consider the following to be a problem or not for your company when doing business in (YOUR COUNTRY)? **Patronage and nepotism**

		A very serious problem	A quite serious problem	Not a very serious problem	Not a problem at all	Don't know/ No answer
EU27	 ---->	18=	18▼-2	17=	42▲1	5▲1
BE	 ---->	17▼-1	22▲1	19▼-3	40▲3	2=
BG	 ---->	35▼-5	16▼-2	16▲1	31▲7	2▼-1
CZ	 ---->	17▼-4	25=	28▼-5	27▲8	3▲1
DK	 ---->	8▲3	8▲2	10▼-5	68▼-2	6▲2
DE	 ---->	10▼-1	9▼-8	30▲5	46▲6	5▼-2
EE	 ---->	3▼-6	15▲3	23▼-3	55▲6	4=
IE	 ---->	6▲3	5▲2	20▼-4	64▼-4	5▲3
EL	 ---->	39▲6	32▼-4	15▼-5	13▲3	1=
ES	 ---->	17▲2	23▲5	12▼-6	42▲3	6▼-4
FR	 ---->	26=	19▼-3	13▲1	35▼-2	7▲4
HR	 ---->	35▲2	21▲1	13▼-3	26▲1	5▼-1
IT	 ---->	25▲4	15▼-6	7=	53▲2	0=
CY	 ---->	26▼-2	31▼-2	12▼-10	22▲10	9▲4
LV	 ---->	11▲1	15▲4	14▲3	53▼-6	7▼-2
LT	 ---->	6▼-1	12▼-1	28=	50▲3	4▼-1
LU	 ---->	23▲6	15▼-3	22▼-1	38▼-1	2▼-1
HU	 ---->	15=	22▲1	23▲3	28▼-1	12▼-3
MT	 ---->	26▼-6	24▼-2	10▲4	27▼-2	13▲6
NL	 ---->	7▲2	7=	14▼-1	65▼-1	7=
AT	 ---->	7▼-4	19▲4	36=	37=	1=
PL	 ---->	10▼-3	22▲1	16▼-1	44=	8▲3
PT	 ---->	19=	32▼-3	5▼-3	40▲3	4▲3
RO	 ---->	39▼-4	23▼-2	22▲4	15▲4	1▼-2
SI	 ---->	10▲1	20▲1	18▲1	49=	3▼-3
SK	 ---->	31▼-4	29▲6	21▲2	18▼-3	1▼-1
FI	 ---->	3▼-1	14▲4	27▲2	55▼-6	1▲1
SE	 ---->	8▲1	17▲1	26▲4	46▼-8	3▲2



Flash Eurobarometer 557 - Businesses' attitudes towards corruption in the EU and in selected enlargement countries

Fieldwork: 27/01-28/02/2025 / (%) Base: n=12 926 (EU27) – All companies

▼▲ Evolution 2025-2024 (comparison with Flash Eurobarometer 543, April 2024)





























Flash Eurobarometer 557  
**Businesses' attitudes towards corruption in the EU and in selected enlargement countries**

Q1\_2 Do you consider the following to be a problem or not for your company when doing business in (YOUR COUNTRY)? **Patronage and nepotism**

		A very serious problem	A quite serious problem	Not a very serious problem	Not a problem at all	Don't know/ No answer
EU27	 ----->	18	18	17	42	5
ME	 ----->	30	21	16	30	3
MK	 ----->	30	15	7	47	1
AL	 ----->	41	12	6	38	3
RS	 ----->	19	14	14	46	7

Flash Eurobarometer 557  
Businesses' attitudes towards corruption in the EU and in selected enlargement countries

Q1\_3 Do you consider the following to be a problem or not for your company when doing business in (YOUR COUNTRY)? **Complexity of administrative procedures**

		A very serious problem	A quite serious problem	Not a very serious problem	Not a problem at all	Don't know/ No answer
EU27	 ---->	31 ▼-3	35 ▲3	18=	14 ▼-1	2 ▲1
BE	 ---->	34 ▼-2	40 ▲5	15 ▼-4	11 ▲2	0 ▼-1
BG	 ---->	35 ▲3	30 ▼-3	18 ▲1	16=	1 ▼-1
CZ	 ---->	44 ▲10	30 ▼-7	20=	6 ▼-3	0=
DK	 ---->	18 ▲4	31 ▼-1	23 ▼-2	25 ▼-2	3 ▲1
DE	 ---->	42 ▲6	27 ▼-1	15=	14 ▼-5	2=
EE	 ---->	8=	20 ▼-1	33 ▼-2	38 ▲4	1 ▼-1
IE	 ---->	14 ▲1	21 ▲1	26 ▲4	37 ▼-5	2 ▼-1
EL	 ---->	46 ▼-1	31 ▼-2	18 ▲5	4 ▼-3	1 ▲1
ES	 ---->	32 ▼-7	36 ▲4	16 ▲2	14=	2 ▲1
FR	 ---->	41 ▼-10	36 ▲3	12 ▲3	8 ▲2	3 ▲2
HR	 ---->	35 ▼-1	28 ▼-2	13=	20 ▲3	4=
IT	 ---->	41 ▼-5	33 ▲6	16 ▼-1	9=	1=
CY	 ---->	25 ▼-5	40 ▲2	16 ▼-3	14 ▲2	5 ▲4
LV	 ---->	18 ▼-2	30 ▲3	21 ▼-2	29 ▲3	2 ▼-2
LT	 ---->	12=	32 ▲8	28 ▼-8	27=	1=
LU	 ---->	18 ▲2	24 ▲4	28 ▼-4	29 ▼-1	1 ▼-1
HU	 ---->	15 ▼-5	40 ▲11	26=	14 ▼-7	5 ▲1
MT	 ---->	19 ▼-4	29 ▲1	20 ▲3	25=	7=
NL	 ---->	9 ▲2	34 ▼-3	33 ▲3	24 ▼-2	0=
AT	 ---->	21 ▼-1	24 ▼-5	29 ▲8	24 ▲1	2 ▼-3
PL	 ---->	21 ▼-8	41 ▲4	16 ▲1	18 ▲1	4 ▲2
PT	 ---->	18=	42 ▲9	20 ▼-1	17 ▼-11	3 ▲3
RO	 ---->	40 ▲2	44=	14 ▲1	2 ▼-2	0 ▼-1
SI	 ---->	36 ▼-2	30 ▲1	13 ▲1	20 ▼-1	1 ▲1
SK	 ---->	38 ▼-2	41 ▲3	16 ▼-1	5=	0=
FI	 ---->	10 ▼-2	39 ▲10	28 ▼-6	23 ▼-2	0=
SE	 ---->	11 ▲2	21 ▼-1	37 ▲7	29 ▼-9	2 ▲1






Flash Eurobarometer 557 - Businesses' attitudes towards corruption in the EU and in selected enlargement countries

Fieldwork: 27/01-28/02/2025 / (%) Base: n=12 926 (EU27) – All companies

▼▲ Evolution 2025-2024 (comparison with Flash Eurobarometer 543, April 2024)





























Flash Eurobarometer 557  
**Businesses' attitudes towards corruption in the EU and in selected enlargement countries**

Q1\_3 Do you consider the following to be a problem or not for your company when doing business in (YOUR COUNTRY)? **Complexity of administrative procedures**

		A very serious problem	A quite serious problem	Not a very serious problem	Not a problem at all	Don't know/ No answer
EU27	 ----->	31	35	18	14	2
ME	 ----->	31	25	29	13	2
MK	 ----->	28	28	16	25	3
AL	 ----->	31	24	15	28	2
RS	 ----->	35	25	20	20	0

Flash Eurobarometer 557  
**Businesses' attitudes towards corruption in the EU and in selected enlargement countries**

Q1\_4 Do you consider the following to be a problem or not for your company when doing business in (YOUR COUNTRY)? **Fast-changing legislation and policies**

		A very serious problem	A quite serious problem	Not a very serious problem	Not a problem at all	Don't know/ No answer
EU27		31▼-1	33▲1	19=	15▼-1	2▲1
BE		28▲2	37▲7	25=	10▼-9	0=
BG		35▲6	26▼-5	21▲2	17=	1▼-3
CZ		34▲5	32▲1	22▼-8	12▲3	0▼-1
DK		15▲1	27=	24▼-3	32▲1	2▲1
DE		24▲2	24▼-7	25▲3	23=	4▲2
EE		22▼-1	31▲8	23▼-8	23▲1	1=
IE		8=	19▼-8	35▲7	32▼-3	6▲4
EL		46▲1	38▲4	10▼-5	6=	0=
ES		31▼-6	39▲10	15▼-7	13▲3	2=
FR		39▲2	34▼-4	14▲2	9▼-4	4▲4
HR		36▼-1	31=	15▲1	17=	1=
IT		34▼-8	44▲9	10▼-2	11▲1	1=
CY		26▼-5	29▲10	21▼-11	22▲7	2▼-1
LV		23=	28=	24▲4	23▼-3	2▼-1
LT		16=	23▼-5	28▲1	31▲3	2▲1
LU		11▼-2	24▲6	28▼-3	34▼-2	3▲1
HU		35▲2	33▲8	16▼-3	14▼-6	2▼-1
MT		12▼-7	36▲9	22▼-5	29▲3	1=
NL		16▲1	26▼-1	35▼-3	19▼-1	4▲4
AT		19▼-8	31▲4	31▲1	19▲3	0=
PL		39▼-2	30▼-4	13▲3	16▲2	2▲1
PT		17▲2	39=	29=	13▼-3	2▲1
RO		74▲3	22=	4=	0▼-3	0=
SI		35▲1	29▼-3	11▼-2	25▲5	0▼-1
SK		43▲7	37=	14▼-5	6▼-1	0▼-1
FI		7=	29▲10	35=	29▼-9	0▼-1
SE		7▲3	22▲5	32▲1	36▼-12	3▲3






Flash Eurobarometer 557 - Businesses' attitudes towards corruption in the EU and in selected enlargement countries

Fieldwork: 27/01-28/02/2025 / (%) Base: n=12 926 (EU27) – All companies

▼▲ Evolution 2025-2024 (comparison with Flash Eurobarometer 543, April 2024)





























Flash Eurobarometer 557  
**Businesses' attitudes towards corruption in the EU and in selected enlargement countries**

Q1\_4 Do you consider the following to be a problem or not for your company when doing business in (YOUR COUNTRY)? **Fast-changing legislation and policies**

		A very serious problem	A quite serious problem	Not a very serious problem	Not a problem at all	Don't know/ No answer
EU27	 ----->	31	33	19	15	2
ME	 ----->	30	24	25	18	3
MK	 ----->	34	23	17	25	1
AL	 ----->	41	23	12	21	3
RS	 ----->	22	25	25	25	3

Flash Eurobarometer 557  
Businesses' attitudes towards corruption in the EU and in selected enlargement countries

Q1\_5 Do you consider the following to be a problem or not for your company when doing business in (YOUR COUNTRY)? **Inadequate infrastructure in (YOUR COUNTRY)**

		A very serious problem	A quite serious problem	Not a very serious problem	Not a problem at all	Don't know/ No answer
EU27	 ---->	15▼-1	24▲1	26▲1	33▼-1	2=
BE	 ---->	12▼-1	28=	29=	28▲2	3▼-1
BG	 ---->	32▲2	32=	15▼-5	20▲3	0▼-1
CZ	 ---->	12▼-1	22▲2	35▼-2	29=	2▲1
DK	 ---->	5▲2	7▼-5	15▼-3	71▲6	2=
DE	 ---->	17▼-5	23▼-3	29▲7	30▲1	1=
EE	 ---->	5=	10▼-2	30▼-2	53▲4	2=
IE	 ---->	14▲5	22▼-1	28▼-1	32▼-6	4▲3
EL	 ---->	46▲5	35▼-5	12=	7▲1	0▼-1
ES	 ---->	18▼-4	25▼-1	29▲4	25▲2	3▼-1
FR	 ---->	15▲1	22▲2	23▲3	37▼-4	3▼-2
HR	 ---->	24▲4	24▼-4	20▼-4	28▲3	4▲1
IT	 ---->	26▲2	23▼-1	20▲1	30▼-3	1▲1
CY	 ---->	25▼-7	39▼-5	16=	18▲10	2▲2
LV	 ---->	9▼-3	20▲1	20▼-3	47▲4	4▲1
LT	 ---->	7=	13▼-5	24▼-6	54▲14	2▼-3
LU	 ---->	11▼-1	25▲5	21▲2	40▼-7	3▲1
HU	 ---->	16▲3	27▲2	33▲6	21▼-9	3▼-2
MT	 ---->	22=	16▼-4	25▲2	33▲2	4=
NL	 ---->	2▼-4	20▲5	34▼-2	42=	2▲1
AT	 ---->	7▼-3	18=	35▼-1	39▲3	1▲1
PL	 ---->	6▼-1	21▲1	30▲4	41▼-2	2▼-2
PT	 ---->	7▼-2	32▲4	30▼-5	30▲5	1▼-2
RO	 ---->	42▼-3	36▲4	16▼-2	6▲1	0=
SI	 ---->	18▲5	21▼-3	21▲1	40▼-2	0▼-1
SK	 ---->	28▼-2	36▲1	26▲4	10▼-2	0▼-1
FI	 ---->	2▲1	12▼-2	23=	61▲2	2▼-1
SE	 ---->	10▲2	20▲3	30▲8	37▼-14	3▲1

Flash Eurobarometer 557 - Businesses' attitudes towards corruption in the EU and in selected enlargement countries






Fieldwork: 27/01-28/02/2025 / (%) Base: n=12 926 (EU27) – All companies

▼▲ Evolution 2025-2024 (comparison with Flash Eurobarometer 543, April 2024)































Flash Eurobarometer 557  
**Businesses' attitudes towards corruption in the EU and in selected enlargement countries**

Q1\_5 Do you consider the following to be a problem or not for your company when doing business in (YOUR COUNTRY)? **Inadequate infrastructure in (YOUR COUNTRY)**

		A very serious problem	A quite serious problem	Not a very serious problem	Not a problem at all	Don't know/ No answer
EU27	 ----->	15	24	26	33	2
ME	 ----->	37	33	18	10	2
MK	 ----->	40	23	15	21	1
AL	 ----->	45	18	12	24	1
RS	 ----->	19	18	30	30	3

Flash Eurobarometer 557  
**Businesses' attitudes towards corruption in the EU and in selected enlargement countries**

Q1\_6 Do you consider the following to be a problem or not for your company when doing business in (YOUR COUNTRY)? **Lack of means or procedures to recover debt from others**

		A very serious problem	A quite serious problem	Not a very serious problem	Not a problem at all	Don't know/ No answer
EU27		19▼-1	23=	24▲3	31▼-2	3=
BE		12▼-4	31▲2	29▲3	26=	2▼-1
BG		19=	21=	17▲1	33▼-3	10▲2
CZ		26=	23▼-4	26▼-3	23▲5	2▲2
DK		2▼-2	6=	14▼-7	73▲8	5▲1
DE		9▼-2	8▼-4	35▲7	44▼-1	4=
EE		5▼-2	16▲2	23▼-6	51▲6	5=
IE		15▼-1	17▼-2	26▲1	38▲3	4▼-1
EL		35▲2	28▼-3	21▲4	14▼-2	2▼-1
ES		29▼-8	19▲1	16=	34▲6	2▲1
FR		18▼-3	31▲2	23▲5	25▼-3	3▼-1
HR		20▼-1	24▲5	23▼-1	31▼-2	2▼-1
IT		31▲3	32▲1	18▲1	19▼-5	0=
CY		30▼-2	29▼-3	14▲3	24▲3	3▼-1
LV		10▼-3	17▲4	16▼-1	50=	7=
LT		8▼-7	13▼-3	18▼-12	55▲19	6▲3
LU		11▼-4	19▼-4	26▼-3	40▲8	4▲3
HU		19▲6	17▼-2	24▲1	29▼-5	11=
MT		19▲4	24=	29▼-7	24▲2	4▲1
NL		8▲2	14▼-1	36=	41=	1▼-1
AT		9▼-1	20▲5	34▲2	35▼-6	2=
PL		13▼-3	26▲4	22▲5	36▼-4	3▼-2
PT		39▲7	30▼-3	14▼-4	16▼-1	1▲1
RO		40=	31▲4	17▲1	9▼-5	3=
SI		17▲1	20=	15▼-4	45▲5	3▼-2
SK		39▼-5	26▲1	17▲3	15▼-1	3▲2
FI		2=	12▼-2	26▲5	59▼-2	1▼-1
SE		3▼-1	13▲3	26▲9	54▼-13	4▲2





Flash Eurobarometer 557 - Businesses' attitudes towards corruption in the EU and in selected enlargement countries

Fieldwork: 27/01-28/02/2025 / (%) Base: n=12 926 (EU27) – All companies

▼▲ Evolution 2025-2024 (comparison with Flash Eurobarometer 543, April 2024)





























Flash Eurobarometer 557  
**Businesses' attitudes towards corruption in the EU and in selected enlargement countries**

Q1\_6 Do you consider the following to be a problem or not for your company when doing business in (YOUR COUNTRY)? **Lack of means or procedures to recover debt from others**

		A very serious problem	A quite serious problem	Not a very serious problem	Not a problem at all	Don't know/ No answer
EU27	 ----->	19	23	24	31	3
ME	 ----->	24	19	27	28	2
MK	 ----->	32	20	17	27	4
AL	 ----->	24	27	15	30	4
RS	 ----->	23	17	25	34	1

Flash Eurobarometer 557  
Businesses' attitudes towards corruption in the EU and in selected enlargement countries

Q1\_7 Do you consider the following to be a problem or not for your company when doing business in (YOUR COUNTRY)? **Restrictive labour regulations**

		A very serious problem	A quite serious problem	Not a very serious problem	Not a problem at all	Don't know/ No answer
EU27	 ---->	19▼-1	27▼-1	25▲1	27▲1	2=
BE	 ---->	19▲1	25▼-4	32▲7	22▼-4	2=
BG	 ---->	13▼-2	23▲1	31▲2	30▲2	3▼-3
CZ	 ---->	15▼-4	33▲3	34▼-3	17▲3	0=
DK	 ---->	4▼-2	17▼-1	22▼-2	56▲7	1▼-2
DE	 ---->	18▼-3	20▲3	27=	33▲2	2▼-2
EE	 ---->	4=	15▲2	30▼-10	48▲6	3▲2
IE	 ---->	4▲1	14▼-6	42▲6	39=	1▼-1
EL	 ---->	23▲5	33=	29▼-5	14▼-1	1▲1
ES	 ---->	28▲2	25=	15▼-6	30▲4	2=
FR	 ---->	27▼-8	32=	16▲5	21▲2	4▲1
HR	 ---->	20▲4	28=	20▼-9	30▲7	2▼-2
IT	 ---->	25▲3	30▼-1	31▲2	13▼-4	1=
CY	 ---->	10▼-2	24▲5	30▼-6	32▲2	4▲1
LV	 ---->	9▲1	12▲1	17▼-4	58▲3	4▼-1
LT	 ---->	7=	19▼-1	33▼-5	38▲6	3=
LU	 ---->	16▲1	28▲3	21=	33▼-4	2=
HU	 ---->	6▲1	19▲3	33▼-5	31▼-5	11▲6
MT	 ---->	15▼-7	21▲3	31▲1	29▲1	4▲2
NL	 ---->	7▲2	22▼-5	27=	44▲4	0▼-1
AT	 ---->	13▲2	31▲4	27▼-7	27=	2▲1
PL	 ---->	22▲3	27▼-4	22▲4	28▼-2	1▼-1
PT	 ---->	6▼-2	38▲4	27▼-5	29▲4	0▼-1
RO	 ---->	29▼-2	40▲3	23=	7=	1▼-1
SI	 ---->	20▼-3	25▼-9	20▲7	35▲6	0▼-1
SK	 ---->	15▼-3	37▲1	32▲1	14=	2▲1
FI	 ---->	15▲5	31▲2	28▼-2	26▼-5	0=
SE	 ---->	2=	12▲3	27▲6	48▼-3	11▼-6






Flash Eurobarometer 557 - Businesses' attitudes towards corruption in the EU and in selected enlargement countries

Fieldwork: 27/01-28/02/2025 / (%) Base: n=12 926 (EU27) – All companies

▼▲ Evolution 2025-2024 (comparison with Flash Eurobarometer 543, April 2024)





























Flash Eurobarometer 557  
**Businesses' attitudes towards corruption in the EU and in selected enlargement countries**

Q1\_7 Do you consider the following to be a problem or not for your company when doing business in (YOUR COUNTRY)? **Restrictive labour regulations**

		A very serious problem	A quite serious problem	Not a very serious problem	Not a problem at all	Don't know/ No answer
EU27	 ----->	19	27	25	27	2
ME	 ----->	9	18	43	28	2
MK	 ----->	17	20	18	42	3
AL	 ----->	13	21	16	49	1
RS	 ----->	12	20	30	35	3

Flash Eurobarometer 557  
**Businesses' attitudes towards corruption in the EU and in selected enlargement countries**

Q1\_8 Do you consider the following to be a problem or not for your company when doing business in (YOUR COUNTRY)? **Tax rates**

		A very serious problem	A quite serious problem	Not a very serious problem	Not a problem at all	Don't know/ No answer
EU27		34▼-1	29▼-2	19▲1	15=	3▲2
BE		37▼-1	36▲1	17▲1	9▼-1	1=
BG		11▼-2	21▲5	29=	36▼-3	3=
CZ		15▼-1	29=	40▲2	15=	1▼-1
DK		8▼-2	19▲2	15▼-10	55▲10	3=
DE		34▲6	22▼-1	20=	20▼-6	4▲1
EE		23=	34▲4	25▼-5	18▲1	0=
IE		11▼-1	28▲2	29▼-10	25▲5	7▲4
EL		57▲3	31▼-2	9▼-2	2=	1▲1
ES		39▼-1	27▼-10	21▲9	11▲1	2▲1
FR		42▼-7	31=	11▲1	12▲2	4▲4
HR		36▲5	33▼-4	14▼-3	16▲3	1▼-1
IT		47▼-2	32▼-4	9▼-1	10▲5	2▲2
CY		22▲1	29▼-13	25▲7	18▲3	6▲2
LV		29=	34▲2	15▼-5	20▲2	2▲1
LT		17▲3	29▼-13	31▲4	22▲6	1=
LU		15▲2	29=	20▼-2	28▼-1	8▲1
HU		36▲10	29▼-3	22▼-2	9▼-7	4▲2
MT		27▲4	19▼-4	31▼-3	19=	4▲3
NL		10▼-1	29▲3	29▼-6	29▲6	3▼-2
AT		32▲1	24▼-1	30▲3	9▼-5	5▲2
PL		26▼-6	31▼-7	24▲10	18▲4	1▼-1
PT		49▼-6	28▼-5	14▲7	3▼-2	6▲6
RO		59▲8	32▼-2	6▼-5	2▼-1	1=
SI		37▲3	33▲3	12=	17▼-6	1=
SK		41▲15	35▼-4	19▼-4	5▼-6	0▼-1
FI		19▲5	29▲1	26▼-3	25▼-4	0=
SE		8▼-1	17=	34▲7	38▼-8	3▲2






Flash Eurobarometer 557 - Businesses' attitudes towards corruption in the EU and in selected enlargement countries

Fieldwork: 27/01-28/02/2025 / (%) Base: n=12 926 (EU27) – All companies

▼▲ Evolution 2025-2024 (comparison with Flash Eurobarometer 543, April 2024)





























Flash Eurobarometer 557  
**Businesses' attitudes towards corruption in the EU and in selected enlargement countries**

Q1\_8 Do you consider the following to be a problem or not for your company when doing business in (YOUR COUNTRY)? **Tax rates**

		A very serious problem	A quite serious problem	Not a very serious problem	Not a problem at all	Don't know/ No answer
EU27	 ----->	34	29	19	15	3
ME	 ----->	19	23	29	28	1
MK	 ----->	19	23	15	40	3
AL	 ----->	27	26	10	35	2
RS	 ----->	26	25	21	26	2

Flash Eurobarometer 557  
**Businesses' attitudes towards corruption in the EU and in selected enlargement countries**

Q1\_9 Do you consider the following to be a problem or not for your company when doing business in (YOUR COUNTRY)? **Access to financing, including credits**

		A very serious problem	A quite serious problem	Not a very serious problem	Not a problem at all	Don't know/ No answer
EU27		14▲1	21▼-2	25▲1	36▼-1	4▲1
BE		11▲3	16▼-3	31▲2	39▼-3	3▲1
BG		12▲1	15▲1	20▲2	48▼-2	5▼-2
CZ		6▼-2	13▼-3	32▼-6	45▲10	4▲1
DK		9▲2	11▼-1	14▼-4	58=	8▲3
DE		13▲2	18▲1	24▼-2	40▼-3	5▲2
EE		5▼-2	13▼-5	24▼-4	46▲9	12▲2
IE		6▲1	22▼-2	24▼-2	41▲2	7▲1
EL		35▼-1	28=	18▼-5	17▲6	2=
ES		14▲1	19▼-3	31▲4	36▲1	0▼-3
FR		17▼-5	31▲5	19▲3	30▼-3	3=
HR		18▲4	17▼-4	23▼-4	35▲3	7▲1
IT		22▲6	28▼-9	23▲1	25▲2	2=
CY		21▼-3	32=	23▲4	20▼-2	4▲1
LV		9▼-4	17▲3	20▲1	48=	6=
LT		13▲2	16▼-12	24▼-1	43▲12	4▼-1
LU		9▲2	29▲5	24▼-2	33▼-3	5▼-2
HU		9=	22▲3	28▲1	30▼-7	11▲3
MT		24=	37▼-6	11▲1	23▲5	5=
NL		5▼-2	14▼-3	18▼-3	56▲4	7▲4
AT		8▲1	18▼-3	37▲4	35▼-1	2▼-1
PL		13▲5	15▼-1	27▲5	36▼-13	9▲4
PT		6▼-1	18▼-7	47▲8	26=	3=
RO		21▼-10	28=	27▲1	21▲9	3=
SI		15▼-1	21=	14▼-5	48▲7	2▼-1
SK		9▼-2	26▲3	33▲2	28▼-2	4▼-1
FI		7▼-1	22▲3	23▼-2	47▲1	1▼-1
SE		4=	8▼-3	27▲5	55▼-5	6▲3

Flash Eurobarometer 557 - Businesses' attitudes towards corruption in the EU and in selected enlargement countries






Fieldwork: 27/01-28/02/2025 / (%) Base: n=12 926 (EU27) – All companies

▼▲ Evolution 2025-2024 (comparison with Flash Eurobarometer 543, April 2024)































Flash Eurobarometer 557  
**Businesses' attitudes towards corruption in the EU and in selected enlargement countries**

Q1\_9 Do you consider the following to be a problem or not for your company when doing business in (YOUR COUNTRY)? **Access to financing, including credits**

		A very serious problem	A quite serious problem	Not a very serious problem	Not a problem at all	Don't know/ No answer
EU27	 ----->	14	21	25	36	4
ME	 ----->	21	20	20	33	6
MK	 ----->	21	12	14	45	8
AL	 ----->	23	15	11	45	6
RS	 ----->	15	14	25	39	7

**Businesses' attitudes towards corruption in the EU and in selected enlargement countries**

Q2r1 A gift from someone in return for a favour may be evidence of his esteem and kindness, but may also qualify as a bribe. If a public official receives money, a gift or a service from someone, what would be the minimum value at which you would consider this to be a bribe?

		0 euro (Any gift is a bribe)	1-50 euro	51-100 euro	101-200 euro	201+ euro	Refusal/ Don't know/ No answer
EU27		25▲1	33=	15▲1	5▼-2	15▼-1	7▲1
BE		16▼-2	20▼-3	20▲6	6▲1	33▼-5	5▲3
BG		27=	24▲4	11▼-2	6▲4	19▼-3	13▼-3
CZ		26=	44=	5▲3	11▼-1	11▼-1	3▼-1
DK		22=	13=	16=	19▲3	15▼-8	15▲5
DE		28▲8	37▼-12	15▼-1	2▼-1	14▲4	4▲2
EE		20▼-1	29▲1	17▼-2	4▼-1	18▲2	12▲1
IE		12▲1	39▲3	22▲1	4▲1	12▼-4	11▼-2
EL		25▲1	28▲4	18▲1	5=	21▼-4	3▼-2
ES		34▲5	29▲1	13▲1	5▼-4	17=	2▼-3
FR		21▼-2	31=	14▲3	3▼-4	23=	8▲3
HR		21▲4	20=	28▲2	8▲3	16▼-5	7▼-4
IT		37=	18▼-5	16▲2	7=	12▼-2	10▲5
CY		25▼-3	31▲3	19▲6	2▼-10	9▼-1	14▲5
LV		22▲1	28▼-6	18▲2	4▲2	17▲5	11▼-4
LT		22▼-10	31▲8	19=	5=	20▲3	3▼-1
LU		7▼-3	32▲2	18▼-4	9=	15▼-1	19▲6
HU		22▼-2	40▲10	1▼-9	10▲2	17▲3	10▼-4
MT		17▼-3	34▼-2	24▲2	9▲2	9▲4	7▼-3
NL		13▼-3	36▲4	22▼-4	2▼-2	19▲4	8▲1
AT		4▲1	35▼-5	30▲5	7=	17=	7▼-1
PL		30▲2	46▲8	7▲3	3▼-6	3▼-9	11▲2
PT		26▲7	34▼-12	22▲9	2▼-2	6▼-3	10▲1
RO		22▼-1	43=	3▼-9	13▲2	17▲9	2▼-1
SI		25▼-3	40▲2	15=	3▼-1	13▲2	4=
SK		28▲6	21▼-1	22=	4▼-1	18▼-6	7▲2
FI		17▲1	26▼-3	27▲2	11▲5	18▼-3	1▼-2
SE		20=	41▼-5	15▼-5	6▲2	12▲5	6▲3






Flash Eurobarometer 557 - Businesses' attitudes towards corruption in the EU and in selected enlargement countries

Fieldwork: 27/01-28/02/2025 / (%) Base: n=12 926 (EU27) – All companies

▼▲ Evolution 2025-2024 (comparison with Flash Eurobarometer 543, April 2024)





























Flash Eurobarometer 557  
**Businesses' attitudes towards corruption in the EU and in selected enlargement countries**

Q2r1 A gift from someone in return for a favour may be evidence of his esteem and kindness, but may also qualify as a bribe. If a public official receives money, a gift or a service from someone, what would be the minimum value at which you would consider this to be a bribe?

		0 euro (Any gift is a bribe)	1-50 euro	51-100 euro	101-200 euro	201+ euro	Refusal/ Don't know/ No answer
EU27	 ---->	25	33	15	5	15	7
ME	 ---->	11	50	16	2	12	9
MK	 ---->	26	32	9	1	6	26
AL	 ---->	58	16	9	3	6	8
RS	 ---->	30	21	12	15	12	10

Flash Eurobarometer 557  
Businesses' attitudes towards corruption in the EU and in selected enlargement countries

Q3 How widespread do you think the problem of corruption is in (YOUR COUNTRY)?

		Very widespread	Fairly widespread	Fairly rare	Very rare	Non-existent (spontaneous)	Don't know/ No answer
EU27	 ---->	27▲1	36▼-2	24=	8▲1	1=	4=
BE	 ---->	14▼-9	40▲7	38▲3	4▼-3	1▲1	3▲1
BG	 ---->	55▲2	34▼-2	7▲1	1▼-1	0=	3=
CZ	 ---->	22▼-4	40▼-1	27▲3	5=	0▼-1	6▲3
DK	 ---->	3▼-2	15▲3	37▲2	41▼-1	1▼-3	3▲1
DE	 ---->	18▲3	29▼-2	28▼-7	18▲6	3▲1	4▼-1
EE	 ---->	7=	25▼-4	46▼-4	11▲2	3▲2	8▲4
IE	 ---->	5▼-2	25▼-1	39▼-1	23▼-1	0=	8▲5
EL	 ---->	62▲4	35▼-4	2=	0=	0=	1=
ES	 ---->	52▲4	35▼-8	10▲1	2▲2	0=	1▲1
FR	 ---->	23▲4	40▼-3	25=	7▲2	0▼-1	5▼-2
HR	 ---->	58▲11	32▼-6	3▼-4	3▼-2	0=	4▲1
IT	 ---->	39▼-3	42▲1	10▼-2	3▲1	1▲1	5▲2
CY	 ---->	52▼-9	41▲6	3=	0▼-1	1▲1	3▲3
LV	 ---->	22▼-1	44▲4	21=	5=	1=	7▼-3
LT	 ---->	13▼-5	43▼-1	32▲1	7▲2	0=	5▲3
LU	 ---->	21▼-4	19▼-1	24=	27▲3	2▲1	7▲1
HU	 ---->	49▲4	34▲2	10▼-1	4▲1	0▼-2	3▼-4
MT	 ---->	30▲1	39▼-3	17▲4	4▼-3	0=	10▲1
NL	 ---->	10▼-2	42▲1	33▲11	8▼-12	0=	7▲2
AT	 ---->	18▲1	37▼-1	23▼-3	14=	3▲1	5▲2
PL	 ---->	13▲3	28▼-5	46▲4	8▲1	3▲2	2▼-5
PT	 ---->	37▼-4	38▼-4	15▲5	7▲3	2▲1	1▼-1
RO	 ---->	50▼-1	40▼-3	5=	1=	0=	4▲4
SI	 ---->	41▲3	43▼-2	10▼-1	1▼-2	2▲2	3=
SK	 ---->	47▼-4	38▲4	10▲3	3▼-2	0=	2▼-1
FI	 ---->	10▲5	18▲5	54▼-1	18▼-8	0▼-1	0=
SE	 ---->	11▲2	34=	39▼-7	12▲3	0=	4▲2






Flash Eurobarometer 557 - Businesses' attitudes towards corruption in the EU and in selected enlargement countries

Fieldwork: 27/01-28/02/2025 / (%) Base: n=12 926 (EU27) – All companies

▼▲ Evolution 2025-2024 (comparison with Flash Eurobarometer 543, April 2024)





























Flash Eurobarometer 557  
**Businesses' attitudes towards corruption in the EU and in selected enlargement countries**

Q3 How widespread do you think the problem of corruption is in (YOUR COUNTRY)?

		<b>Very widespread</b>	<b>Fairly widespread</b>	<b>Fairly rare</b>	<b>Very rare</b>	<b>Non-existent (spontaneous)</b>	<b>Don't know/ No answer</b>
EU27	 ---->	27	36	24	8	1	4
ME	 ---->	38	41	10	3	1	7
MK	 ---->	70	21	3	1	1	4
AL	 ---->	57	28	8	1	0	6
RS	 ---->	54	30	8	2	1	5

Flash Eurobarometer 557  
Businesses' attitudes towards corruption in the EU and in selected enlargement countries

Q4\_1 And how widespread do you think the following practices are in public procurement procedures in (YOUR COUNTRY)? **Abuse of negotiated procedures**

		Very widespread	Fairly widespread	Fairly rare	Very rare	Non-existent (spontaneous)	Don't know/ No answer
EU27		14▼-1	31=	26▼-1	10▲1	2▲1	17=
BE		7▼-5	38▲1	40▼-1	8▲1	1▲1	6▲3
BG		31▲1	31▲2	11▲1	5▲1	1▼-1	21▼-4
CZ		15▲2	30=	31▼-2	6▼-1	5▲2	13▼-1
DK		4▼-2	19▲2	29▲7	22▼-5	2=	24▼-2
DE		8▲1	21▼-1	25▼-10	24▲1	6▲3	16▲6
EE		5▲2	21▲4	29▼-7	10▼-1	3▼-2	32▲4
IE		14▲4	20▼-4	34▼-1	16▼-5	0=	16▲6
EL		33▲4	44▼-10	13▲2	1▼-1	1▲1	8▲4
ES		22▼-5	47▲13	16=	2▼-6	0=	13▼-2
FR		10▼-1	34▼-2	27▲2	6▲1	0=	22▼-1
HR		29▲5	35▲1	9▼-5	6▼-3	1▲1	20▲1
IT		16▼-2	35▼-4	21▲7	6▲2	0=	22▼-3
CY		22▼-7	52▲11	9▼-5	5▲1	2▼-2	10▲2
LV		12▲1	27▼-1	27▲3	9=	2▼-2	23▼-1
LT		13▲1	30▼-1	33▼-1	11▼-2	0▼-2	13▲5
LU		11▲1	23▼-1	31▲3	19▼-1	1=	15▼-2
HU		20▲1	26▲1	19▼-2	6=	1▼-1	28▲1
MT		16▼-2	29▼-1	23▲5	10▲1	0=	22▼-3
NL		14▲4	28=	39▼-3	7▼-2	2▲1	10=
AT		5▲1	16▼-3	39▲5	19▲3	6▲1	15▼-7
PL		10▼-2	23=	30▼-1	15▲3	5▲3	17▼-3
PT		34▲4	33▼-9	13▲2	8▲1	2▲1	10▲1
RO		17▼-6	45▲3	24▼-1	6▲1	0=	8▲3
SI		22▲5	32▼-10	20▲1	10▲2	4▲2	12=
SK		16=	35▲2	23▼-5	8▲1	0▼-1	18▲3
FI		5▲1	21▲2	48▲2	19▼-2	1▼-1	6▼-2
SE		6▲3	25▼-2	44▼-3	9▲1	1▲1	15=






Flash Eurobarometer 557 - Businesses' attitudes towards corruption in the EU and in selected enlargement countries

Fieldwork: 27/01-28/02/2025 / (%) Base: n=12 926 (EU27) – All companies

▼▲ Evolution 2025-2024 (comparison with Flash Eurobarometer 543, April 2024)





























Flash Eurobarometer 557  
**Businesses' attitudes towards corruption in the EU and in selected enlargement countries**

Q4\_1 And how widespread do you think the following practices are in public procurement procedures in (YOUR COUNTRY)? **Abuse of negotiated procedures**

		Very widespread	Fairly widespread	Fairly rare	Very rare	Non-existent (spontaneous)	Don't know/ No answer
EU27		14	31	26	10	2	17
ME		17	32	18	13	2	18
MK		35	29	9	7	3	17
AL		48	11	6	6	5	24
RS		30	31	11	11	2	15

Flash Eurobarometer 557  
Businesses' attitudes towards corruption in the EU and in selected enlargement countries

Q4\_2 And how widespread do you think the following practices are in public procurement procedures in (YOUR COUNTRY)? **Abuse of emergency grounds to justify use of non competitive or fast-track procedure**

		Very widespread	Fairly widespread	Fairly rare	Very rare	Non-existent (spontaneous)	Don't know/ No answer
EU27		13▼-1	32=	27=	11▲2	2▲1	15▼-2
BE		6▼-3	30▼-1	49▲5	6▼-6	0▼-1	9▲6
BG		23▲1	33▲6	16▼-2	3▼-1	0▼-1	25▼-3
CZ		13=	32▲5	30▼-10	10▲5	3▲2	12▼-2
DK		5▼-1	15▼-2	27▲5	20▼-4	2=	31▲2
DE		6▼-4	26▼-3	26▼-1	20=	6▲5	16▲3
EE		2=	18▲2	31▼-2	10▼-3	3▲1	36▲2
IE		5=	17=	36▼-6	31▲6	0=	11=
EL		41▲7	43▼-3	9▲1	1▼-3	0▼-1	6▼-1
ES		26▼-1	39▲1	16▲3	5▼-2	0=	14▼-1
FR		5▼-1	33▼-1	34▲1	8▲4	4▲3	16▼-6
HR		33▲8	37▲4	9▼-6	4▼-5	0=	17▼-1
IT		17▲1	44=	16=	9▲5	2▼-1	12▼-5
CY		21▼-7	47▼-7	10▲4	5▲5	3=	14▲5
LV		14=	33▲7	23▼-1	8=	2▼-3	20▼-3
LT		9▼-2	25▼-1	31▼-3	16▲1	2▲1	17▲4
LU		3▼-2	11▼-7	33▲2	29▲5	6▲1	18▲1
HU		22▼-1	30▲7	16▲4	4▼-3	1▼-1	27▼-6
MT		31▲7	32▼-1	6▼-8	6=	0=	25▲2
NL		5▼-2	22▲1	38▲1	16▲3	0=	18▼-4
AT		8▼-3	19▼-2	29▼-4	14▲3	4▲3	26▲3
PL		8▼-1	25▼-2	33=	13▲3	3▲2	18▼-2
PT		37▼-3	37▲4	15▲5	6▼-4	2=	3▼-2
RO		19▼-2	46▲3	22▼-2	6=	0▼-1	7▲2
SI		23▲2	35▼-8	22▲3	10▲4	3▲2	7▼-3
SK		32▲7	37▼-4	16▼-3	8▲2	0=	7▼-2
FI		5=	18▼-1	52▲5	16▼-4	1▼-1	8▲1
SE		7=	21▼-3	35▼-12	13▲4	1▲1	23▲10

Flash Eurobarometer 557 - Businesses' attitudes towards corruption in the EU and in selected enlargement countries






Fieldwork: 27/01-28/02/2025 / (%) Base: n=12 926 (EU27) – All companies

▼▲ Evolution 2025-2024 (comparison with Flash Eurobarometer 543, April 2024)































Flash Eurobarometer 557  
**Businesses' attitudes towards corruption in the EU and in selected enlargement countries**

Q4\_2 And how widespread do you think the following practices are in public procurement procedures in (YOUR COUNTRY)? **Abuse of emergency grounds to justify use of non competitive or fast-track procedure**

		Very widespread	Fairly widespread	Fairly rare	Very rare	Non-existent (spontaneous)	Don't know/ No answer
EU27	 ---->	13	32	27	11	2	15
ME	 ---->	18	32	19	10	2	19
MK	 ---->	32	33	11	4	3	17
AL	 ---->	45	19	7	4	2	23
RS	 ---->	35	25	17	8	1	14

Flash Eurobarometer 557  
Businesses' attitudes towards corruption in the EU and in selected enlargement countries

Q4\_3 And how widespread do you think the following practices are in public procurement procedures in (YOUR COUNTRY)? **Involvement of bidders in the design of specifications**

		Very widespread	Fairly widespread	Fairly rare	Very rare	Non-existent (spontaneous)	Don't know/ No answer
EU27		14▲1	37▲1	22▼-3	8▼-1	2▲1	17▲1
BE		7▼-2	36▼-13	40▲7	6▲1	0=	11▲7
BG		32▲5	27▲1	12=	4=	2▲1	23▼-7
CZ		16▼-4	37▲7	25▼-4	7▼-1	3▲1	12▲1
DK		6▼-6	30▲1	27▲7	12▼-7	2▲1	23▲4
DE		15▲8	29▼-6	18▼-8	19▲1	6▲4	13▲1
EE		6▲3	30▼-1	23▼-6	9▲1	2▼-1	30▲4
IE		4▲2	35▲4	27▲2	21▼-5	1=	12▼-3
EL		44▲11	43▼-8	7▼-3	2=	0=	4=
ES		25▲2	37▲4	16▼-3	7▼-3	0=	15=
FR		6▼-3	36▲7	28▼-2	2▼-4	1=	27▲2
HR		36▲9	33=	7▼-7	6▼-2	0=	18=
IT		14▼-2	44▼-1	16▼-1	7▲2	1▲1	18▲1
CY		32▼-1	46▼-7	8▲2	4▲1	0▼-2	10▲7
LV		17▼-1	37▲6	19▲4	7=	1▼-2	19▼-7
LT		13▲4	39=	25▼-5	7▼-2	0▼-1	15▲3
LU		14=	24▲2	25=	17▲2	4▲4	16▼-8
HU		27▲4	34=	13▲1	7▼-1	0▼-2	19▼-2
MT		15▼-1	31▼-3	20▲4	8=	2=	24=
NL		7▼-1	44▲4	29▲1	5▼-2	4▲2	11▼-4
AT		7▼-1	38▼-3	20▼-3	7▲2	4=	24▲5
PL		9▲2	31▲1	27▼-3	13▲4	3▲1	17▼-5
PT		21▼-1	37▲4	12▼-6	4▼-3	2▲1	24▲5
RO		21▼-2	49▲5	18▼-4	5▼-2	0=	7▲3
SI		34▲2	40▼-1	13▲1	5=	2▲1	6▼-3
SK		24▲1	45▲10	17▼-7	4▼-3	1▲1	9▼-2
FI		7▲4	26▼-1	51▲4	9▼-6	1▼-1	6=
SE		11▲1	38▼-2	32▼-6	8▲2	0=	11▲5






Flash Eurobarometer 557 - Businesses' attitudes towards corruption in the EU and in selected enlargement countries

Fieldwork: 27/01-28/02/2025 / (%) Base: n=12 926 (EU27) – All companies

▼▲ Evolution 2025-2024 (comparison with Flash Eurobarometer 543, April 2024)





























Flash Eurobarometer 557  
**Businesses' attitudes towards corruption in the EU and in selected enlargement countries**

Q4\_3 And how widespread do you think the following practices are in public procurement procedures in (YOUR COUNTRY)? **Involvement of bidders in the design of specifications**

		Very widespread	Fairly widespread	Fairly rare	Very rare	Non-existent (spontaneous)	Don't know/ No answer
EU27	 ---->	14	37	22	8	2	17
ME	 ---->	15	37	20	9	1	18
MK	 ---->	31	31	11	8	4	15
AL	 ---->	47	13	3	5	6	26
RS	 ---->	35	25	13	14	1	12

Flash Eurobarometer 557  
Businesses' attitudes towards corruption in the EU and in selected enlargement countries

Q4\_4 And how widespread do you think the following practices are in public procurement procedures in (YOUR COUNTRY)? **Conflict of interests in the evaluation of bids**

		Very widespread	Fairly widespread	Fairly rare	Very rare	Non-existent (spontaneous)	Don't know/ No answer
EU27	 ---->	18▲1	35▼-2	24▼-1	9▲1	2▲1	12=
BE	 ---->	10▼-8	40=	40▲11	6▼-3	0=	4=
BG	 ---->	33▲2	25▼-3	16▲2	6▲1	1▲1	19▼-3
CZ	 ---->	16▼-4	36=	28▼-1	8▲1	3▲2	9▲2
DK	 ---->	5▼-3	29▲4	24▲1	21=	2▲1	19▼-3
DE	 ---->	13▲1	28▼-3	21▼-8	24▲6	4▲2	10▲2
EE	 ---->	6▼-2	33▲5	27▼-1	5▼-4	4▲2	25=
IE	 ---->	17▲3	27▲3	26▼-5	15▼-2	0=	15▲1
EL	 ---->	42▲3	43▼-4	8=	1▼-1	0=	6▲2
ES	 ---->	27▲3	48▲5	10▼-3	6▼-3	0▼-1	9▼-1
FR	 ---->	13=	35▼-6	29▲2	7▲2	3▲3	13▼-1
HR	 ---->	34▲6	35▲2	9▼-4	8▼-1	0▼-1	14▼-2
IT	 ---->	33▲11	32▼-5	11▼-9	4▲1	3▲2	17=
CY	 ---->	31▼-10	48▼-1	8▲1	3▲3	2▲2	8▲5
LV	 ---->	16▲4	34▲5	24=	7▼-2	2▼-2	17▼-5
LT	 ---->	11▲1	40▲5	29▼-3	7▼-7	1=	12▲4
LU	 ---->	7▼-4	14▲1	41=	25▲6	1▼-4	12▲1
HU	 ---->	22▲3	27=	16▼-2	8▲1	2=	25▼-2
MT	 ---->	38▲7	25▼-9	14=	7▲1	3=	13▲1
NL	 ---->	12=	42▲3	34▲2	6▼-3	1▼-1	5▼-1
AT	 ---->	21▼-1	29▲2	22▲5	6▼-4	5▲3	17▼-5
PL	 ---->	3▼-4	27▼-3	39▲4	12▲1	4▲2	15=
PT	 ---->	32▲5	46▼-5	14▲4	1▼-3	0=	7▼-1
RO	 ---->	23▼-3	47▲1	17▲2	7▼-1	0=	6▲1
SI	 ---->	27▲4	41▼-4	16▲1	6=	1▲1	9▼-1
SK	 ---->	26▲1	46▲4	15▼-5	4▼-2	0▼-1	9▲3
FI	 ---->	7▲1	26=	48▼-1	16▲5	0▼-2	3▼-3
SE	 ---->	5▼-2	40▲4	35▼-9	7▲2	0=	13▲5






Flash Eurobarometer 557 - Businesses' attitudes towards corruption in the EU and in selected enlargement countries

Fieldwork: 27/01-28/02/2025 / (%) Base: n=12 926 (EU27) – All companies

▼▲ Evolution 2025-2024 (comparison with Flash Eurobarometer 543, April 2024)





























Flash Eurobarometer 557  
**Businesses' attitudes towards corruption in the EU and in selected enlargement countries**

Q4\_4 And how widespread do you think the following practices are in public procurement procedures in (YOUR COUNTRY)? **Conflict of interests in the evaluation of bids**

		Very widespread	Fairly widespread	Fairly rare	Very rare	Non-existent (spontaneous)	Don't know/ No answer
EU27	 ---->	18	35	24	9	2	12
ME	 ---->	17	40	14	13	2	14
MK	 ---->	37	32	10	5	2	14
AL	 ---->	52	16	5	4	3	20
RS	 ---->	33	30	13	11	2	11

Flash Eurobarometer 557  
Businesses' attitudes towards corruption in the EU and in selected enlargement countries

Q4\_5 And how widespread do you think the following practices are in public procurement procedures in (YOUR COUNTRY)? **Tailor-made specifications for particular companies**

		Very widespread	Fairly widespread	Fairly rare	Very rare	Non-existent (spontaneous)	Don't know/ No answer
EU27	 ---->	21=	37▼-3	21=	6=	2▲1	13▲2
BE	 ---->	10=	39▼-3	37▲4	8▼-2	0▼-1	6▲2
BG	 ---->	49▲2	28▲3	9▲2	3▲1	0=	11▼-8
CZ	 ---->	31▼-2	39▲1	16▼-2	6▲3	2▲1	6▼-1
DK	 ---->	9▼-6	35▲7	22▲3	13▼-7	1=	20▲3
DE	 ---->	20▲6	31▼-3	15▼-14	19▲6	4▲2	11▲3
EE	 ---->	13▲2	36▲5	22▼-3	5▲1	1▼-1	23▼-4
IE	 ---->	21▲6	19▲1	35▼-4	14▼-6	1▲1	10▲2
EL	 ---->	63▲14	29▼-12	5▼-1	0▼-1	0▼-1	2=
ES	 ---->	32▲2	45▲8	10▼-8	2▼-3	1▲1	10=
FR	 ---->	8▼-3	38▼-6	31▲6	4▲1	2▲1	17▲1
HR	 ---->	41▲6	34▼-2	5▼-6	5▼-3	1▲1	14▲4
IT	 ---->	18▼-3	47▼-2	14=	3=	1=	17▲5
CY	 ---->	45▲2	36▼-12	8▲4	2▼-1	2▲2	7▲5
LV	 ---->	27▼-2	44▲8	13▼-1	5▲1	1▼-1	10▼-5
LT	 ---->	16▼-3	43=	23▲1	8=	0▼-1	10▲3
LU	 ---->	15▲3	28▼-1	24▼-6	6▼-2	8▲4	19▲2
HU	 ---->	42▲4	32▲2	9▼-1	3▼-1	1=	13▼-4
MT	 ---->	24=	23▼-2	24▲3	15▲1	2=	12▼-2
NL	 ---->	16▲2	37▼-3	24▼-1	7▲2	6▲4	10▼-4
AT	 ---->	16▼-3	36=	23=	6▼-2	3▲2	16▲3
PL	 ---->	17▼-2	26▼-9	28▲5	8=	2▲1	19▲5
PT	 ---->	32▼-3	40▲1	10▲2	2▼-4	5▲3	11▲1
RO	 ---->	23▼-3	52▲2	15▲1	5▼-2	0▼-1	5▲3
SI	 ---->	39▲5	32▼-9	14▲3	7▲1	1▲1	7▼-1
SK	 ---->	49▲6	32▼-1	10▼-4	5▲1	0▼-1	4▼-1
FI	 ---->	12=	41▲2	38▲1	7▼-1	0▼-1	2▼-1
SE	 ---->	16▲2	41▼-5	29▼-2	5▲1	0=	9▲4






Flash Eurobarometer 557 - Businesses' attitudes towards corruption in the EU and in selected enlargement countries

Fieldwork: 27/01-28/02/2025 / (%) Base: n=12 926 (EU27) – All companies

▼▲ Evolution 2025-2024 (comparison with Flash Eurobarometer 543, April 2024)





























Flash Eurobarometer 557  
**Businesses' attitudes towards corruption in the EU and in selected enlargement countries**

Q4\_5 And how widespread do you think the following practices are in public procurement procedures in (YOUR COUNTRY)? **Tailor-made specifications for particular companies**

		Very widespread	Fairly widespread	Fairly rare	Very rare	Non-existent (spontaneous)	Don't know/ No answer
EU27	 ---->	21	37	21	6	2	13
ME	 ---->	26	35	15	9	2	13
MK	 ---->	37	28	11	6	3	15
AL	 ---->	49	14	7	5	3	22
RS	 ---->	41	30	10	5	1	13

Flash Eurobarometer 557  
Businesses' attitudes towards corruption in the EU and in selected enlargement countries

Q4\_6 And how widespread do you think the following practices are in public procurement procedures in (YOUR COUNTRY)? **Collusive bidding**

		Very widespread	Fairly widespread	Fairly rare	Very rare	Non-existent (spontaneous)	Don't know/ No answer
EU27		16▼-1	35▼-1	23-1	10▲1	2▲1	14▲1
BE		8▼-6	36▼-4	41▲10	8▼-3	0=	7▲3
BG		26▲5	24▼-2	10▲3	6▼-3	3▲2	31▼-5
CZ		14=	31▲1	31▼-1	8▼-1	3▲1	13=
DK		3▼-2	17=	29▲9	25▼-8	3=	23▲1
DE		18▲3	33▲2	17▼-9	20▲3	4▲2	8▼-1
EE		7▼-1	31▲5	28▼-2	5▼-5	3▲1	26▲2
IE		8▼-2	23▼-1	32=	22▲1	0=	15▲2
EL		52▲10	36▼-9	5▼-2	2▲1	0=	5=
ES		16▼-3	43▲2	20▲1	5▼-3	0▼-1	16▲4
FR		11▼-2	42▼-1	28▲3	6▲1	1▲1	12▼-2
HR		48▲12	30▼-3	7▼-4	3▼-4	1▲1	11▼-2
IT		19▼-6	41▲1	13▼-2	4▼-1	3▲3	20▲5
CY		36▼-10	41▼-1	7=	3▲1	2▲2	11▲8
LV		22▲4	34▲2	19▼-1	6▼-2	2▼-2	17▼-1
LT		20▲4	32▼-3	27▼-1	9▼-3	0▼-1	12▲4
LU		4▲1	26▲2	33▲3	13▼-6	3=	21=
HU		34▼-2	32▲3	12▲5	5▼-2	1▼-1	16▼-3
MT		34▼-1	31▼-2	14▲1	7▲1	2▲2	12▼-1
NL		6▼-1	34=	34▲1	8▼-6	5▲1	13▲5
AT		16=	29▼-2	19▼-3	4▼-2	3=	29▲7
PL		8▼-1	18▼-10	31▼-1	21▲10	4▲2	18=
PT		14▼-8	54▲1	11▲5	5▲1	3▲1	13=
RO		19▼-6	43▲2	25▲5	8▼-2	0=	5▲1
SI		38▼-3	40▲4	12▲3	5▼-2	1▲1	4▼-2
SK		45▲4	36▲2	12▼-3	3▼-1	0▼-1	4▼-1
FI		7▲2	16▼-8	54▲12	19▼-3	0▼-2	4▼-1
SE		7▼-2	31▼-2	42▲3	9▼-2	0=	11▲3

Flash Eurobarometer 557 - Businesses' attitudes towards corruption in the EU and in selected enlargement countries






Fieldwork: 27/01-28/02/2025 / (%) Base: n=12 926 (EU27) – All companies

▼▲ Evolution 2025-2024 (comparison with Flash Eurobarometer 543, April 2024)































Flash Eurobarometer 557  
**Businesses' attitudes towards corruption in the EU and in selected enlargement countries**

Q4\_6 And how widespread do you think the following practices are in public procurement procedures in (YOUR COUNTRY)? **Collusive bidding**

		Very widespread	Fairly widespread	Fairly rare	Very rare	Non-existent (spontaneous)	Don't know/ No answer
EU27	 ---->	16	35	23	10	2	14
ME	 ---->	23	29	17	13	1	17
MK	 ---->	37	29	9	5	3	17
AL	 ---->	46	18	4	5	5	22
RS	 ---->	38	29	10	8	3	12

Flash Eurobarometer 557  
Businesses' attitudes towards corruption in the EU and in selected enlargement countries

Q4\_7 And how widespread do you think the following practices are in public procurement procedures in (YOUR COUNTRY)? **Amendments of the contract terms after conclusion of the contract**

		Very widespread	Fairly widespread	Fairly rare	Very rare	Non-existent (spontaneous)	Don't know/ No answer
EU27		12=	27=	30▼-1	13=	2=	16▲1
BE		7=	29▲3	43▼-5	12▼-2	1=	8▲4
BG		21▼-4	26▲3	20▲3	8▲1	1=	24▼-3
CZ		13▼-1	27▲1	32▼-1	14=	4▲2	10▼-1
DK		6▼-5	22▲7	27▲2	20▼-6	1▼-2	24▲4
DE		11▲3	20▼-4	25▼-8	26▲2	6▲4	12▲3
EE		3▼-1	31▲11	32▼-3	7▼-5	4=	23▼-2
IE		2▼-5	20▲3	38=	28▲5	0=	12▼-3
EL		29▲5	38▼-3	17▼-3	6▲2	1▲1	9▼-2
ES		17▲1	38▲9	23▼-2	7▼-4	0=	15▼-4
FR		9▼-1	27▼-5	35▲3	7▲1	2▲2	20=
HR		32▲10	30▼-2	12▼-6	7▼-3	2▲2	17▼-1
IT		17▲2	31▲4	22▼-1	7▼-5	4▼-1	19▲1
CY		23=	39▼-6	13▼-1	7▲5	2▼-2	16▲4
LV		12=	26▼-1	24▲2	13=	3▼-2	22▲1
LT		11▲5	29▼-3	27▼-10	18▲6	1▼-1	14▲3
LU		10▲5	12▼-2	32▲1	17▼-5	6▲3	23▼-2
HU		20▲5	26▲3	23▼-2	10▼-3	1▼-1	20▼-2
MT		22=	21▲3	17▼-2	16▲7	2▼-1	22▼-7
NL		3▼-3	20▲4	45▼-9	19▲7	3▲1	10=
AT		7▲1	18▲1	40▲4	13▼-1	5▲1	17▼-6
PL		7▼-4	21▼-2	32▼-2	14=	4=	22▲8
PT		24▲2	29▼-1	13▼-2	15▼-1	2▼-1	17▲3
RO		16▼-4	32▼-5	36▲10	9▼-1	0▼-1	7▲1
SI		23▼-1	31▼-7	24▲5	9=	5▲5	8▼-1
SK		23▲2	35▲4	23▼-5	7▼-2	1=	11▲1
FI		5▲1	14▼-2	47▲3	30▼-1	0▼-2	4▲1
SE		11▲7	26▼-3	39▼-5	10▼-2	0=	14▲3






Flash Eurobarometer 557 - Businesses' attitudes towards corruption in the EU and in selected enlargement countries

Fieldwork: 27/01-28/02/2025 / (%) Base: n=12 926 (EU27) – All companies

▼▲ Evolution 2025-2024 (comparison with Flash Eurobarometer 543, April 2024)





























Flash Eurobarometer 557  
**Businesses' attitudes towards corruption in the EU and in selected enlargement countries**

Q4\_7 And how widespread do you think the following practices are in public procurement procedures in (YOUR COUNTRY)? **Amendments of the contract terms after conclusion of the contract**

		Very widespread	Fairly widespread	Fairly rare	Very rare	Non-existent (spontaneous)	Don't know/ No answer
EU27	 ---->	12	27	30	13	2	16
ME	 ---->	14	28	21	18	2	17
MK	 ---->	31	30	15	5	5	14
AL	 ---->	41	14	7	9	4	25
RS	 ---->	32	24	14	13	2	15






**Businesses' attitudes towards corruption in the EU and in selected enlargement countries**

Q5 Which of the following practices do you consider to be the most widespread in (YOUR COUNTRY)?  
(MAX. 3 ANSWERS POSSIBLE)

		Favouring friends and/or family members in business	Favouring friends and/or family members in public institutions	Funding political parties in exchange for public contracts or influence over policy making	Tax fraud or non-payment of VAT	Offering a free gift or trip in exchange for a service	Bribes	Kickbacks	Other (spontaneous)	None (spontaneous)	Don't know/No answer
EU27		47▼-2	46▼-2	34▼-2	28=	24▼-5	22▲1	21=	1=	4▲2	4▼-1
BE		50=	48▼-13	29▼-4	31▼-2	33▲2	27▲1	38▲6	0=	5▲4	0▼-2
BG		31▲1	35=	48▲7	27▲3	13▲1	30▲2	36=	1=	1▼-3	6▼-1
CZ		42▼-1	52▲13	54▲3	25▼-2	23▼-2	29▲1	23▼-1	0=	1▼-2	3▼-2
DK		37▼-4	23▼-5	21▼-4	33▼-2	20▼-6	8▲5	12=	1=	15▲2	5=
DE		36▼-7	28▼-8	35▼-3	27▲4	15▼-16	16▲2	16▼-4	1=	13▲7	7▲1
EE		49▼-2	49▲4	38▼-1	30▼-7	19▲4	6▼-1	11▲4	0=	8▲3	6▼-4
IE		42▲3	33▼-2	19▼-1	25▼-2	27▼-3	9▼-1	25▲6	3▼-2	5=	9▼-1
EL		34▼-5	45▲3	44▲8	30▼-2	14▲2	34▼-6	58▲3	0=	0=	2▲1
ES		47▲5	58▼-8	44▼-5	35▲5	26▲4	26=	36▼-2	1▲1	0=	0▼-1
FR		48▼-9	43▼-6	29=	23▼-1	24▼-15	18▼-5	17▲6	0=	3▲2	7=
HR		42▲3	50▲5	37▲2	26▲1	15▲1	43▲8	28▼-3	0=	2=	4▼-4
IT		49▼-3	44▲3	30▼-1	34▼-4	24▼-5	27▲7	8▼-4	3▲3	1▲1	4▼-4
CY		34▼-3	52▲12	53▲3	27▼-6	21▲2	44▲2	56▼-5	1▲1	0=	0=
LV		39▲6	47▲6	39▲1	28▲5	13▲2	16▼-3	27▲7	0▼-1	2▼-2	9▲1
LT		49▲5	59▲10	37▼-5	30▲9	21▼-3	25▼-9	18▼-1	0=	2▼-2	1=
LU		48▲1	35=	17▼-4	33▲6	24▲3	24▲6	19▲2	4=	5▼-1	4▼-3
HU		49▼-4	40▼-2	38▲5	29▲6	13=	22▲3	32▼-1	0=	4▼-1	10=
MT		41▼-4	38▼-8	49▼-3	17▼-8	27▲7	27=	20▼-2	1=	1=	9▲5
NL		53▼-2	42▼-3	22▼-2	37▲2	41=	15▲1	20=	2▲1	4▲2	2▼-2
AT		52▲5	48▼-6	45=	25▲2	33▲1	11▼-1	16▲1	1=	2=	4▲2
PL		51▲4	59▲4	36▼-7	18▼-2	23=	15=	18▼-2	0=	4▲2	4▼-1
PT		56=	61▲2	23▼-11	20▼-9	31=	25=	27▲4	0▼-1	0=	0▼-2
RO		37▼-8	54▼-5	47▼-8	32▲10	22▼-2	50▲7	25▼-4	0=	2▲1	3▲2
SI		40▼-2	44▲1	29▼-3	21▲3	20▼-5	35=	34▼-7	2▲1	4▲1	3=
SK		44▲12	58▲2	56▲2	29▼-2	21▲3	32▼-4	36▼-5	0=	1▼-1	2=
FI		50▲1	36▼-1	37=	24▼-2	28▲3	7=	4=	0=	9▲1	1▼-3
SE		52▼-13	42▼-4	13▼-1	31▼-2	27▼-8	18▲3	18▲4	0=	6▲2	7▲5





























**Businesses' attitudes towards corruption in the EU and in selected enlargement countries**

Q5 Which of the following practices do you consider to be the most widespread in (YOUR COUNTRY)?  
(MAX. 3 ANSWERS POSSIBLE)

		Favouring friends and/or family members in business	Favouring friends and/or family members in public institutions	Funding political parties in exchange for public contracts or influence over policy making	Tax fraud or non-payment of VAT	Offering a free gift or trip in exchange for a service	Bribes	Kickbacks	Other (spontaneous)	None (spontaneous)	Don't know/No answer
EU27	 ---->	47	46	34	28	24	22	21	1	4	4
ME	 ---->	49	61	39	19	16	28	12	1	3	2
MK	 ---->	32	44	40	20	10	34	38	1	6	8
AL	 ---->	30	42	36	23	11	48	35	1	5	3
RS	 ---->	40	44	46	21	19	37	16	0	4	5

Flash Eurobarometer 557  
Businesses' attitudes towards corruption in the EU and in selected enlargement countries

Q6\_1 Do you agree or disagree with the following statements? **Too close links between business and politics in (YOUR COUNTRY) lead to corruption**

		Totally agree	Tend to agree	Tend to disagree	Totally disagree	Don't know/ No answer
EU27		35▼-2	41=	14=	7▲2	3=
BE		14▼-5	51▲8	26▼-1	8▼-1	1▼-1
BG		63=	28▼-1	5▲3	3▲1	1▼-3
CZ		43▲6	40▼-6	12=	2=	3=
DK		15▲2	31▲5	18▼-11	26▲2	10▲2
DE		27▲1	44▲1	15▼-6	9▲1	5▲3
EE		29▲3	45▼-1	18▲1	3▼-3	5=
IE		16▲3	44▼-3	30▲4	6▼-1	4▼-3
EL		66▲2	29=	4▼-3	1▲1	0=
ES		55▼-7	32▲4	8▲1	1▼-1	4▲3
FR		21▼-9	49▲2	20▲6	8▲4	2▼-3
HR		43▲6	45▼-5	5▼-3	2▼-1	5▲3
IT		40▲5	45▼-8	6▼-1	9▲5	0▼-1
CY		60▼-9	30▲8	4▼-3	3▲1	3▲3
LV		35▼-4	47▲7	10▼-1	3▼-1	5▼-1
LT		39▲7	45▼-4	8▼-6	6▲3	2=
LU		13▲2	34▲2	31▲1	19▼-3	3▼-2
HU		51▼-1	27▼-2	13▲5	3▼-4	6▲2
MT		33▼-5	31▼-3	23▲5	3▼-1	10▲4
NL		22▼-8	35=	29▲6	11▲1	3▲1
AT		25▼-2	42=	24▲4	8▼-2	1=
PL		40▼-6	46▲4	5▼-2	2=	7▲4
PT		42▼-4	42▲5	7▼-4	7▲4	2▼-1
RO		65▲5	25▼-2	4▼-5	3=	3▲2
SI		53▼-2	33▼-1	6=	5▲1	3▲2
SK		55▲4	35▼-2	8=	1▼-2	1=
FI		16=	43▲2	31=	7▼-3	3▲1
SE		21▼-2	35▼-2	18=	21▲2	5▲2






Flash Eurobarometer 557 - Businesses' attitudes towards corruption in the EU and in selected enlargement countries

Fieldwork: 27/01-28/02/2025 / (%) Base: n=12 926 (EU27) – All companies

▼▲ Evolution 2025-2024 (comparison with Flash Eurobarometer 543, April 2024)





























Flash Eurobarometer 557  
**Businesses' attitudes towards corruption in the EU and in selected enlargement countries**

Q6\_1 Do you agree or disagree with the following statements? **Too close links between business and politics in (YOUR COUNTRY) lead to corruption**

		Totally agree	Tend to agree	Tend to disagree	Totally disagree	Don't know/ No answer
EU27	 ---->	35	41	14	7	3
ME	 ---->	52	31	7	4	6
MK	 ---->	66	23	4	4	3
AL	 ---->	72	13	6	5	4
RS	 ---->	58	29	5	5	3

Flash Eurobarometer 557  
**Businesses' attitudes towards corruption in the EU and in selected enlargement countries**

Q6\_2 Do you agree or disagree with the following statements? **Bribery and the use of connections is often the easiest way to obtain certain public services in (YOUR COUNTRY)**

		Totally agree	Tend to agree	Tend to disagree	Totally disagree	Don't know/ No answer
EU27		22▼-2	38▲2	24▲1	10▼-1	6=
BE		13=	36▲2	33▼-5	14▲1	4▲2
BG		38▼-4	41▲3	10▲1	5▼-1	6▲1
CZ		20▲1	44▼-1	26▼-2	6▲1	4▲1
DK		10▲4	19▼-1	18▼-9	44▲5	9▲1
DE		10▼-4	28▼-1	32▼-6	20▲7	10▲4
EE		7▲1	28=	39▲1	17▼-2	9=
IE		11▲2	21▼-4	49▲6	15=	4▼-4
EL		49▼-3	42▲3	7▲1	1▼-1	1=
ES		36▼-6	38▲6	18▲3	3▼-2	5▼-1
FR		13▼-9	42=	35▲13	6▼-2	4▼-2
HR		35▲6	48▲3	7▼-5	3▼-2	7▼-2
IT		27▼-4	48▲5	17▲3	5▼-5	3▲1
CY		58▼-8	28▲3	7▲3	2▼-1	5▲3
LV		20▼-2	38▲2	22▲1	9▼-2	11▲1
LT		25▲1	39▼-6	24▲1	8▲1	4▲3
LU		15=	15▲2	32▼-1	28▲1	10▼-2
HU		29▲3	32▼-2	19▲2	10▼-4	10▲1
MT		40▲6	36▲6	10▼-5	8▲1	6▼-8
NL		19▲3	26▲7	24▼-11	21▲1	10=
AT		23▲5	30▼-1	25▼-2	11▼-4	11▲2
PL		20=	51▲6	16▼-5	3▼-4	10▲3
PT		33▲2	31▼-6	19=	11▲3	6▲1
RO		43▼-1	37=	11▼-2	7▲1	2▲2
SI		42▲6	37▼-4	11▼-1	7▼-1	3=
SK		35▲3	48▼-2	10▲2	3▼-3	4=
FI		8▲4	18▼-3	53▲8	19▼-9	2=
SE		4▼-1	24▲2	24▲3	40▼-4	8=

Flash Eurobarometer 557 - Businesses' attitudes towards corruption in the EU and in selected enlargement countries






Fieldwork: 27/01-28/02/2025 / (%) Base: n=12 926 (EU27) – All companies

▼▲ Evolution 2025-2024 (comparison with Flash Eurobarometer 543, April 2024)































Flash Eurobarometer 557  
**Businesses' attitudes towards corruption in the EU and in selected enlargement countries**

Q6\_2 Do you agree or disagree with the following statements? **Bribery and the use of connections is often the easiest way to obtain certain public services in (YOUR COUNTRY)**

		Totally agree	Tend to agree	Tend to disagree	Totally disagree	Don't know/ No answer
EU27	 ----->	22	38	24	10	6
ME	 ----->	36	33	14	10	7
MK	 ----->	49	34	7	6	4
AL	 ----->	66	15	4	11	4
RS	 ----->	47	36	5	8	4

Flash Eurobarometer 557  
Businesses' attitudes towards corruption in the EU and in selected enlargement countries

Q6\_3 Do you agree or disagree with the following statements? **There is sufficient transparency and supervision of the funding of political parties in (YOUR COUNTRY)**

		Totally agree	Tend to agree	Tend to disagree	Totally disagree	Don't know/ No answer
EU27		7▲1	21=	30▼-2	34=	8▲1
BE		5=	26▲8	43▲6	22▼-14	4=
BG		4▲2	13=	22=	50▼-2	11=
CZ		4▲2	23▼-3	37▼-5	31▲6	5=
DK		13▼-5	23=	23=	26▲6	15▼-1
DE		13▼-1	24▼-4	33=	18▼-4	12▲9
EE		8▲1	24▼-5	36▲3	22▲2	10▼-1
IE		15=	25▼-6	33▲4	19▼-1	8▲3
EL		2▼-2	9▲1	25=	61▲4	3▼-3
ES		5▲2	4▼-3	23▲6	61▼-3	7▼-2
FR		5▲2	33▲7	28▼-5	31▼-1	3▼-3
HR		5▼-1	20▲1	32=	33▲5	10▼-5
IT		3=	22▼-2	28▼-5	35▲1	12▲6
CY		6▲2	7▲2	14▲1	65▼-7	8▲2
LV		6▼-1	21▲2	32=	29▲1	12▼-2
LT		10▲5	32▼-1	31▼-8	18▲2	9▲2
LU		13▲1	40▲4	17▲1	8▼-4	22▼-2
HU		3=	10▼-2	27▲3	50▲3	10▼-4
MT		1▼-3	20▼-6	24▲5	41▲3	14▲1
NL		18▲4	23▲1	29▼-4	20▲2	10▼-3
AT		9=	18▼-1	39▲5	30▼-6	4▲2
PL		2▼-4	15=	37▼-1	39▲5	7=
PT		8▲3	15▼-5	33▲2	38▲1	6▼-1
RO		7=	15▼-1	25▼-6	49▲6	4▲1
SI		6=	17▼-6	24▲3	43▼-1	10▲4
SK		2▼-2	12=	35▲4	48▼-1	3▼-1
FI		10▼-3	42▲4	34▲1	11▼-3	3▲1
SE		13=	30▼-1	18▼-8	24▲5	15▲4






Flash Eurobarometer 557 - Businesses' attitudes towards corruption in the EU and in selected enlargement countries

Fieldwork: 27/01-28/02/2025 / (%) Base: n=12 926 (EU27) – All companies

▼▲ Evolution 2025-2024 (comparison with Flash Eurobarometer 543, April 2024)





























Flash Eurobarometer 557  
**Businesses' attitudes towards corruption in the EU and in selected enlargement countries**

Q6\_3 Do you agree or disagree with the following statements? **There is sufficient transparency and supervision of the funding of political parties in (YOUR COUNTRY)**

		Totally agree	Tend to agree	Tend to disagree	Totally disagree	Don't know/ No answer
EU27	 ----->	7	21	30	34	8
ME	 ----->	9	14	18	42	17
MK	 ----->	12	24	11	41	12
AL	 ----->	6	9	5	59	21
RS	 ----->	7	16	10	57	10

Flash Eurobarometer 557  
**Businesses' attitudes towards corruption in the EU and in selected enlargement countries**

Q6\_4 Do you agree or disagree with the following statements? **In (YOUR COUNTRY) the only way to succeed in business is to have political connections**

		Totally agree	Tend to agree	Tend to disagree	Totally disagree	Don't know/ No answer
EU27		10▼-1	27▼-2	34▲3	26▼-1	3▲1
BE		7▲2	26▼-1	42▲5	25▼-4	0▼-2
BG		23▲4	25▼-4	28▲1	21▼-1	3=
CZ		10▲5	16▼-5	39▼-4	33▲3	2▲1
DK		2=	9▲2	18▼-8	66▲3	5▲3
DE		9▼-1	23▼-1	40▲3	24▼-2	4▲1
EE		5▲1	20▼-2	36▲3	37▼-2	2=
IE		2▼-1	21▼-2	25▼-3	51▲5	1▲1
EL		22=	32▲2	32▲4	14▼-5	0▼-1
ES		16▼-7	30▲8	33=	18▼-2	3▲1
FR		7=	28▼-10	37▲5	23▲2	5▲3
HR		19▲5	33=	28▼-3	18▼-1	2▼-1
IT		8▼-2	37▼-5	30▲5	24▲1	1▲1
CY		23▼-10	19▼-5	27▲9	31▲6	0=
LV		9▲2	21▲1	34▲3	33▼-5	3▼-1
LT		8▼-2	27▲2	33▼-4	31▲4	1=
LU		12▲1	23▼-11	23=	42▲11	0▼-1
HU		20▲2	30▼-1	26▼-2	21=	3▲1
MT		14▲4	23▲3	33▼-4	24▼-1	6▼-2
NL		6▲2	25▲3	32▲3	32▼-11	5▲3
AT		4▼-1	27▼-3	36▼-1	29▲4	4▲1
PL		11=	29▲3	38▲4	21▼-4	1▼-3
PT		24▼-5	38▲3	19▼-2	12=	7▲4
RO		15▼-7	30▲3	29▲3	26▲2	0=
SI		14▼-2	31▼-1	24▲3	30▲1	1▼-1
SK		8=	28▼-2	39▲3	23▼-2	2▲1
FI		2▼-1	15▲2	49▲10	34▼-10	0▼-1
SE		1=	12▲3	20▲5	63▼-9	4▲1






Flash Eurobarometer 557 - Businesses' attitudes towards corruption in the EU and in selected enlargement countries

Fieldwork: 27/01-28/02/2025 / (%) Base: n=12 926 (EU27) – All companies

▼▲ Evolution 2025-2024 (comparison with Flash Eurobarometer 543, April 2024)





























Flash Eurobarometer 557  
**Businesses' attitudes towards corruption in the EU and in selected enlargement countries**

Q6\_4 Do you agree or disagree with the following statements? **In (YOUR COUNTRY) the only way to succeed in business is to have political connections**

		Totally agree	Tend to agree	Tend to disagree	Totally disagree	Don't know/ No answer
EU27	 ---->	10	27	34	26	3
ME	 ---->	25	30	18	25	2
MK	 ---->	33	31	11	23	2
AL	 ---->	43	20	8	28	1
RS	 ---->	28	34	11	25	2

Flash Eurobarometer 557  
**Businesses' attitudes towards corruption in the EU and in selected enlargement countries**

Q6\_5 Do you agree or disagree with the following statements? **In (YOUR COUNTRY) favouritism and corruption hamper business competition**

		Totally agree	Tend to agree	Tend to disagree	Totally disagree	Don't know/ No answer
EU27		33▼-3	38=	18▲1	8▲2	3=
BE		14▼-4	37=	39▲7	9▼-1	1▼-2
BG		50▼-9	37▲8	8▲1	3▲1	2▼-1
CZ		25▼-1	40▲1	27▼-1	6▲1	2=
DK		13▲6	20=	24▼-3	38▼-2	5▼-1
DE		9▼-6	31▼-2	37▲4	12▼-2	11▲6
EE		17▲3	36▼-3	27▼-1	14=	6▲1
IE		14▼-2	43▼-1	25▲2	13▼-3	5▲4
EL		64▲8	29▼-6	5▼-1	2=	0▼-1
ES		58▼-5	32▲6	7▼-1	2=	1=
FR		22▼-5	50=	19▲3	6▲3	3▼-1
HR		36▲2	50▲3	9▼-1	2▼-3	3▼-1
IT		43▼-4	44=	5▼-1	8▲5	0=
CY		61▼-7	27▲4	4▲1	3▼-2	5▲4
LV		42▼-4	38▲4	11▲1	5▲2	4▼-3
LT		26▼-3	39▼-6	23▲1	8▲4	4▲4
LU		11▲1	34▲2	27=	17▼-4	11▲1
HU		53▼-3	26▲2	11=	6=	4▲1
MT		34▼-6	36▼-5	13▲6	9▲4	8▲1
NL		15▼-8	41▼-1	33▲5	7▲3	4▲1
AT		13▼-9	35▲6	37▲3	7▼-3	8▲3
PL		47▼-5	39▲3	10▲3	3▲1	1▼-2
PT		66▲3	18▼-5	4▼-2	9▲3	3▲1
RO		59▲3	28▼-3	8▼-2	5▲2	0=
SI		55▲6	30▼-3	6▼-3	7▼-1	2▲1
SK		49▲1	38▼-1	10▲1	2=	1▼-1
FI		13▲5	33▲1	43▼-2	10▼-3	1▼-1
SE		10▲1	34▲6	22▼-8	26▼-3	8▲4






Flash Eurobarometer 557 - Businesses' attitudes towards corruption in the EU and in selected enlargement countries

Fieldwork: 27/01-28/02/2025 / (%) Base: n=12 926 (EU27) – All companies

▼▲ Evolution 2025-2024 (comparison with Flash Eurobarometer 543, April 2024)





























Flash Eurobarometer 557  
**Businesses' attitudes towards corruption in the EU and in selected enlargement countries**

Q6\_5 Do you agree or disagree with the following statements? **In (YOUR COUNTRY) favouritism and corruption hamper business competition**

		Totally agree	Tend to agree	Tend to disagree	Totally disagree	Don't know/ No answer
EU27	 ---->	33	38	18	8	3
ME	 ---->	52	30	6	6	6
MK	 ---->	59	31	3	4	3
AL	 ---->	76	13	3	5	3
RS	 ---->	61	28	5	5	1

Flash Eurobarometer 557  
**Businesses' attitudes towards corruption in the EU and in selected enlargement countries**

**Q6\_6 Do you agree or disagree with the following statements? In (YOUR COUNTRY) measures against corruption are applied impartially and without ulterior motives**

		Totally agree	Tend to agree	Tend to disagree	Totally disagree	Don't know/ No answer
EU27		9▼-1	31▲1	32▼-2	21▲1	7▲1
BE		9▲3	43▲8	40▲4	6▼-14	2▼-1
BG		2=	11▲4	28▼-2	57▼-1	2▼-1
CZ		3▲1	33▼-4	41▲1	15▼-1	8▲3
DK		25▲2	25▼-8	12▼-6	13▲6	25▲6
DE		9▼-1	32▼-10	35▲2	13▲1	11▲8
EE		13▼-1	42▲1	26=	8▼-1	11▲1
IE		14▼-10	31▲9	33▼-1	18▲4	4▼-2
EL		5▼-1	13▼-1	30▼-2	51▲3	1▲1
ES		15▼-2	19=	24▼-5	37▲5	5▲2
FR		8▲2	40▲15	31▼-11	16▼-3	5▼-3
HR		7▼-1	17▼-3	34▼-4	34▲6	8▲2
IT		7▲1	35▼-1	36▲3	21▼-1	1▼-2
CY		8▼-3	8▲3	16▼-1	64▼-3	4▲4
LV		6▼-3	25▼-7	32▲8	24▲6	13▼-4
LT		10▲2	39=	30▼-9	15▲4	6▲3
LU		25▼-2	39▼-5	21▲6	7▲1	8=
HU		7▼-2	15▼-4	32▲9	39▼-2	7▼-1
MT		19=	19▲2	24▼-2	20▼-4	18▲4
NL		17▼-5	26▼-2	35▲10	15▼-1	7▼-2
AT		13▼-1	30▼-1	39▲2	12▲1	6▼-1
PL		5▲1	32▼-2	32▼-5	17▲4	14▲2
PT		9=	25▲2	35▼-7	29▲6	2▼-1
RO		14▼-4	23▼-2	30▲2	31▲2	2▲2
SI		3▼-2	20▲2	25▲2	45▼-6	7▲4
SK		4▲1	15▼-7	47▲4	32▲4	2▼-2
FI		12▼-6	48▲4	25▲1	7▼-1	8▲2
SE		20▼-6	40▲9	15▼-1	14▲1	11▼-3

Flash Eurobarometer 557 - Businesses' attitudes towards corruption in the EU and in selected enlargement countries






Fieldwork: 27/01-28/02/2025 / (%) Base: n=12 926 (EU27) – All companies

▼▲ Evolution 2025-2024 (comparison with Flash Eurobarometer 543, April 2024)































Flash Eurobarometer 557  
**Businesses' attitudes towards corruption in the EU and in selected enlargement countries**

Q6\_6 Do you agree or disagree with the following statements? **In (YOUR COUNTRY) measures against corruption are applied impartially and without ulterior motives**

		Totally agree	Tend to agree	Tend to disagree	Totally disagree	Don't know/ No answer
EU27	 ---->	9	31	32	21	7
ME	 ---->	14	19	24	34	9
MK	 ---->	16	22	14	44	4
AL	 ---->	15	18	9	51	7
RS	 ---->	9	23	11	52	5

Flash Eurobarometer 557  
Businesses' attitudes towards corruption in the EU and in selected enlargement countries

Q6\_7 Do you agree or disagree with the following statements? **People and businesses caught for petty corruption are appropriately punished in (YOUR COUNTRY)**

		Totally agree	Tend to agree	Tend to disagree	Totally disagree	Don't know/ No answer
EU27		12▼-1	31▼-1	27▲1	18=	12▲1
BE		9▼-2	39▼-2	35▲4	10▼-2	7▲2
BG		13▼-3	26=	24▲1	28▲1	9▲1
CZ		8▲1	30▼-9	41▲6	13▼-1	8▲3
DK		24▼-2	24▼-4	13▼-1	11▼-1	28▲8
DE		11▼-8	32▼-5	29▲3	9=	19▲10
EE		10▼-4	42▲4	22▼-6	10▲1	16▲5
IE		8▼-4	31▲5	30▲3	26▲2	5▼-6
EL		26▲2	28▼-2	26▼-1	18▲2	2▼-1
ES		8=	24▲10	22▼-6	39▼-4	7=
FR		11▼-2	35=	21▼-6	14▲5	19▲3
HR		11▼-1	27▼-6	33▲5	21=	8▲2
IT		10▼-3	34▲3	28▲7	22▼-7	6=
CY		41▲5	25▲3	12▼-1	15▼-10	7▲3
LV		17=	29▼-1	26▲4	18▼-1	10▼-2
LT		17▲4	37▼-5	29=	10▼-1	7▲2
LU		22▼-3	38▲7	14▼-3	6▼-1	20=
HU		10▼-1	25▼-6	27▲7	23▲1	15▼-1
MT		31▲2	24▼-2	17=	17▼-4	11▲4
NL		21▲5	37=	19▼-1	10▲1	13▼-5
AT		19▲1	45▲3	24▲4	9▼-4	3▼-4
PL		5▼-1	23▼-5	35▼-1	19▲2	18▲5
PT		9=	27▲2	34▲2	23▼-2	7▼-2
RO		18▼-1	27▲3	25▼-1	26▼-2	4▲1
SI		10▲2	24▼-2	21▲2	39▼-3	6▲1
SK		8▼-1	30▲1	37▼-4	21▲6	4▼-2
FI		10▼-3	49▼-4	29▲10	7=	5▼-3
SE		15▲1	34▲3	15▲1	17▼-2	19▼-3






Flash Eurobarometer 557 - Businesses' attitudes towards corruption in the EU and in selected enlargement countries

Fieldwork: 27/01-28/02/2025 / (%) Base: n=12 926 (EU27) – All companies

▼▲ Evolution 2025-2024 (comparison with Flash Eurobarometer 543, April 2024)





























Flash Eurobarometer 557  
**Businesses' attitudes towards corruption in the EU and in selected enlargement countries**

Q6\_7 Do you agree or disagree with the following statements? **People and businesses caught for petty corruption are appropriately punished in (YOUR COUNTRY)**

		Totally agree	Tend to agree	Tend to disagree	Totally disagree	Don't know/ No answer
EU27	 ----->	12	31	27	18	12
ME	 ----->	10	22	21	38	9
MK	 ----->	24	26	13	31	6
AL	 ----->	28	23	11	31	7
RS	 ----->	18	29	14	33	6

Flash Eurobarometer 557  
Businesses' attitudes towards corruption in the EU and in selected enlargement countries

Q6\_8 Do you agree or disagree with the following statements? **People and businesses caught for bribing a senior official are appropriately punished in (YOUR COUNTRY)**

		Totally agree	Tend to agree	Tend to disagree	Totally disagree	Don't know/ No answer
EU27		9=	24▲1	31▼-1	25=	11=
BE		11▼-1	29▲4	38▼-6	14▼-1	8▲4
BG		2▼-3	6▼-3	27▲6	59=	6=
CZ		4=	20▼-2	46▼-2	24▲2	6▲2
DK		22▼-4	22▼-5	11▼-2	17▲1	28▲10
DE		10▼-4	23▼-3	38▲2	14=	15▲5
EE		9▼-4	40▲1	32▲5	9▼-3	10▲1
IE		1▼-4	24▲4	27▼-9	37▲11	11▼-2
EL		5=	19▲11	33▼-3	42▼-6	1▼-2
ES		4▼-4	8▲1	26▲5	58▼-1	4▼-1
FR		11▲2	33▲6	22▼-8	20▲2	14▼-2
HR		3▲1	13▼-3	34▼-2	43▲5	7▼-1
IT		5▲3	33▲3	36▼-4	21=	5▼-2
CY		7=	3=	20▲8	63▼-11	7▲3
LV		7▲2	14▼-4	37▲5	32▼-6	10▲3
LT		15▲7	34▲4	22▼-16	21=	8▲5
LU		23▲5	38=	10▼-2	13▼-3	16=
HU		5▼-4	14▼-2	33▲8	34▼-5	14▲3
MT		9▼-6	18▼-3	32▲3	31▲6	10=
NL		21▲5	24▼-5	21▼-4	12▲2	22▲2
AT		15▼-1	25▼-6	32▲3	12▲3	16▲1
PL		3▼-3	18▲2	46▼-2	19=	14▲3
PT		9▲3	14▼-2	23▼-6	47▲8	7▼-3
RO		14▲1	20▼-1	22▼-6	42▲6	2=
SI		5▲2	8▼-4	22▲2	61▲3	4▼-3
SK		3▲1	7▲1	39▼-2	50▲5	1▼-5
FI		12▼-4	50▲3	25▲1	8▼-2	5▲2
SE		19▲2	32▲5	17=	16▼-2	16▼-5






Flash Eurobarometer 557 - Businesses' attitudes towards corruption in the EU and in selected enlargement countries

Fieldwork: 27/01-28/02/2025 / (%) Base: n=12 926 (EU27) – All companies

▼▲ Evolution 2025-2024 (comparison with Flash Eurobarometer 543, April 2024)




























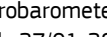
Flash Eurobarometer 557  
**Businesses' attitudes towards corruption in the EU and in selected enlargement countries**

Q6\_8 Do you agree or disagree with the following statements? **People and businesses caught for bribing a senior official are appropriately punished in (YOUR COUNTRY)**

		Totally agree	Tend to agree	Tend to disagree	Totally disagree	Don't know/ No answer
EU27	 ----->	9	24	31	25	11
ME	 ----->	8	16	22	41	13
MK	 ----->	7	14	12	63	4
AL	 ----->	14	16	13	50	7
RS	 ----->	8	16	12	55	9






**Businesses' attitudes towards corruption in the EU and in selected enlargement countries**

Q7\_1 Do you agree or disagree with the following statements? **Confidential reporting channels, which can receive company internal reports of workers on corruption, are effective in allowing companies to detect and address instances of corruption**

		Totally agree	Tend to agree	Tend to disagree	Totally disagree	Don't know/ No answer
EU27		11	31	22	26	10
BE		7	47	33	6	7
BG		8	25	24	33	10
CZ		7	39	31	8	15
DK		20	25	14	8	33
DE		20	36	20	8	16
EE		13	45	18	8	16
IE		13	36	13	35	3
EL		8	35	31	16	10
ES		8	24	26	38	4
FR		6	30	23	33	8
HR		12	30	26	16	16
IT		9	28	30	29	4
CY		20	17	15	30	18
LV		13	32	25	14	16
LT		24	49	13	7	7
LU		16	24	20	29	11
HU		7	22	26	18	27
MT		10	26	15	43	6
NL		20	27	17	29	7
AT		0	26	23	45	6
PL		13	29	12	40	6
PT		5	35	15	38	7
RO		21	38	18	15	8
SI		14	37	23	18	8
SK		6	35	34	11	14
FI		12	52	19	4	13
SE		13	36	16	7	28





























Flash Eurobarometer 557  
**Businesses' attitudes towards corruption in the EU and in selected enlargement countries**

Q7\_1 Do you agree or disagree with the following statements? **Confidential reporting channels, which can receive company internal reports of workers on corruption, are effective in allowing companies to detect and address instances of corruption**

		Totally agree	Tend to agree	Tend to disagree	Totally disagree	Don't know/ No answer
EU27	 ----->	11	31	22	26	10
ME	 ----->	15	23	24	26	12
MK	 ----->	16	42	13	21	8
AL	 ----->	27	36	10	17	10
RS	 ----->	10	34	12	33	11

**Businesses' attitudes towards corruption in the EU and in selected enlargement countries**






Q7\_2 Do you agree or disagree with the following statements? **In (YOUR COUNTRY), workers reporting instances of corruption to the competent authorities contribute to effectively addressing corruption**

		Totally agree	Tend to agree	Tend to disagree	Totally disagree	Don't know/ No answer
EU27		25	36	17	17	5
BE		17	54	23	4	2
BG		20	24	28	22	6
CZ		19	48	22	5	6
DK		29	30	14	7	20
DE		24	44	17	6	9
EE		36	42	12	3	7
IE		29	30	21	20	0
EL		25	42	21	10	2
ES		32	39	12	13	4
FR		24	34	11	27	4
HR		15	40	26	12	7
IT		20	36	11	32	1
CY		30	29	14	23	4
LV		21	41	20	12	6
LT		39	47	8	4	2
LU		28	38	12	21	1
HU		24	29	25	9	13
MT		17	34	23	22	4
NL		27	25	23	22	3
AT		24	24	13	38	1
PL		26	28	24	17	5
PT		31	25	16	22	6
RO		39	35	19	6	1
SI		35	33	15	14	3
SK		23	42	26	7	2
FI		20	66	9	2	3
SE		20	39	17	8	16































Flash Eurobarometer 557  
**Businesses' attitudes towards corruption in the EU and in selected enlargement countries**

Q7\_2 Do you agree or disagree with the following statements? **In (YOUR COUNTRY), workers reporting instances of corruption to the competent authorities contribute to effectively addressing corruption**

		Totally agree	Tend to agree	Tend to disagree	Totally disagree	Don't know/ No answer
EU27	 ---->	25	36	17	17	5
ME	 ---->	33	32	18	13	4
MK	 ---->	27	36	11	23	3
AL	 ---->	39	20	7	26	8
RS	 ---->	27	34	8	26	5






**Businesses' attitudes towards corruption in the EU and in selected enlargement countries**

Q7\_3 Do you agree or disagree with the following statements? **In (YOUR COUNTRY), workers reporting instances of corruption are effectively protected against retaliation**

		Totally agree	Tend to agree	Tend to disagree	Totally disagree	Don't know/ No answer
EU27		7	22	22	37	12
BE		5	43	34	5	13
BG		5	14	20	51	10
CZ		6	25	39	14	16
DK		15	23	18	9	35
DE		8	26	34	9	23
EE		8	26	34	10	22
IE		7	25	13	48	7
EL		4	16	43	31	6
ES		10	23	16	40	11
FR		2	21	25	37	15
HR		1	8	35	49	7
IT		10	13	19	56	2
CY		6	6	17	60	11
LV		3	16	37	21	23
LT		6	32	34	15	13
LU		10	22	7	60	1
HU		6	14	23	26	31
MT		0	29	12	58	1
NL		2	19	7	64	8
AT		18	17	7	51	7
PL		11	22	12	46	9
PT		10	26	9	51	4
RO		12	20	29	34	5
SI		5	18	28	40	9
SK		1	19	46	27	7
FI		5	41	28	4	22
SE		11	31	19	19	20





























Flash Eurobarometer 557  
**Businesses' attitudes towards corruption in the EU and in selected enlargement countries**

Q7\_3 Do you agree or disagree with the following statements? **In (YOUR COUNTRY), workers reporting instances of corruption are effectively protected against retaliation**

		Totally agree	Tend to agree	Tend to disagree	Totally disagree	Don't know/ No answer
EU27	 ----->	7	22	22	37	12
ME	 ----->	9	12	28	39	12
MK	 ----->	7	17	19	50	7
AL	 ----->	8	15	10	57	10
RS	 ----->	5	17	14	55	9

Flash Eurobarometer 557  
Businesses' attitudes towards corruption in the EU and in selected enlargement countries

Q8\_1 How likely do you think it is that the following would happen to people or businesses engaging in corrupt practices in (YOUR COUNTRY)? **They would be caught by or reported to the police or prosecutors**

		Very likely	Fairly likely	Fairly unlikely	Very unlikely	Don't know/ No answer
EU27		10▼-1	41▲2	34▼-1	10=	4=
BE		7▼-3	52▲14	34▼-7	5▼-3	2▼-1
BG		5▲1	27▲1	50▲3	15▼-3	3▼-2
CZ		12▲4	50▲1	30▼-5	3▼-1	5▲1
DK		27▼-2	45▲3	13▼-3	6▼-1	9▲3
DE		16▼-6	39▲5	21▼-6	16▲3	8▲4
EE		8▼-2	56▲2	22▼-3	5▲1	9▲2
IE		7▲1	40▲2	40▲6	11▼-7	2▼-2
EL		12▲5	36=	38▼-2	13▼-3	1=
ES		13▼-3	38▲4	32▼-2	13▲1	4=
FR		5▼-3	39=	44▲7	11▼-3	1▼-1
HR		17▼-2	52▲2	19▼-1	5▼-3	7▲4
IT		10▼-3	41▼-1	32▲1	13▲2	4▲1
CY		8▲3	46▲19	26▼-9	16▼-15	4▲2
LV		12▼-2	56▲2	20▼-1	3▼-1	9▲2
LT		17▲2	53▼-2	26▼-1	2=	2▲1
LU		17▲2	38=	27▼-1	13=	5▼-1
HU		4▼-3	29▲1	47▲5	14▼-1	6▼-2
MT		14▲2	25▲1	36▼-3	11▼-2	14▲2
NL		8▲3	31▼-4	44▼-6	12▲4	5▲3
AT		12▲2	39▲1	36▼-1	10▲3	3▼-5
PL		10▲1	60▲1	22▼-3	4▲1	4=
PT		11▲2	25▼-5	55▲3	7▲2	2▼-2
RO		13▲1	42▲8	33▼-13	11▲3	1▲1
SI		7▲2	46▲3	32▼-6	14▲1	1=
SK		3▲1	26▲3	56▼-2	13▼-1	2▼-1
FI		12▼-2	50▼-1	28▲2	7=	3▲1
SE		13▼-1	43▲6	35▼-4	4▼-3	5▲2





Flash Eurobarometer 557 - Businesses' attitudes towards corruption in the EU and in selected enlargement countries

Fieldwork: 27/01-28/02/2025 / (%) Base: n=12 926 (EU27) – All companies

▼▲ Evolution 2025-2024 (comparison with Flash Eurobarometer 543, April 2024)





























Flash Eurobarometer 557  
**Businesses' attitudes towards corruption in the EU and in selected enlargement countries**

Q8\_1 How likely do you think it is that the following would happen to people or businesses engaging in corrupt practices in (YOUR COUNTRY)? **They would be caught by or reported to the police or prosecutors**

		Very likely	Fairly likely	Fairly unlikely	Very unlikely	Don't know/ No answer
EU27	 ---->	10	41	34	10	4
ME	 ---->	16	37	27	12	8
MK	 ---->	11	43	21	21	4
AL	 ---->	15	46	17	15	7
RS	 ---->	12	19	31	35	3

Flash Eurobarometer 557  
Businesses' attitudes towards corruption in the EU and in selected enlargement countries

Q8\_2 How likely do you think it is that the following would happen to people or businesses engaging in corrupt practices in (YOUR COUNTRY)? **They would face charges and go to court**

		Very likely	Fairly likely	Fairly unlikely	Very unlikely	Don't know/ No answer
EU27		12▼-1	44▲2	31▼-2	10▲1	3=
BE		19▲9	49▲3	27▼-5	5▼-6	0▼-1
BG		5▲1	19=	56=	19=	1▼-1
CZ		13▲3	52▲1	28▼-5	4▼-1	3▲2
DK		27▼-5	41▲3	15▼-4	8▲3	9▲3
DE		16▼-6	40▲6	19▼-8	20▲7	5▲1
EE		11▼-5	61▲3	21▲3	2=	5▼-1
IE		14▲3	29▼-3	47▲2	7▼-2	3=
EL		17▲6	38▼-1	33▼-3	10▼-4	2▲2
ES		14▼-2	39▲6	31▼-3	13=	3▼-1
FR		8▼-4	49▲6	31=	10▼-2	2=
HR		15=	48▼-1	22▲3	9▼-4	6▲2
IT		9▲2	48=	33▼-1	8=	2▼-1
CY		12▲4	46▲11	27▼-2	12▼-14	3▲1
LV		13=	52▲2	25▼-3	6▲2	4▼-1
LT		17▲1	51▼-2	28▼-1	2=	2▲2
LU		26▼-1	36▼-1	22▲6	11▼-4	5=
HU		5▼-4	34▲7	41▼-2	14=	6▼-1
MT		17▲3	32▼-3	29=	13▲2	9▼-2
NL		15▲2	35▲2	43=	6▼-2	1▼-2
AT		19=	44▲3	28▼-3	8▲2	1▼-2
PL		16▲5	53▼-5	22▼-2	4=	5▲2
PT		10▲1	39▼-4	40=	5=	6▲3
RO		14=	37▼-1	36▼-2	10▲1	3▲2
SI		10▲1	35▲2	37▼-3	15▼-3	3▲3
SK		2▼-2	20▼-2	59▲6	17▼-1	2▼-1
FI		11▼-5	49▲4	31▼-1	7▲2	2=
SE		8▼-5	50▲11	34▼-3	5▼-2	3▼-1






Flash Eurobarometer 557 - Businesses' attitudes towards corruption in the EU and in selected enlargement countries

Fieldwork: 27/01-28/02/2025 / (%) Base: n=12 926 (EU27) – All companies

▼▲ Evolution 2025-2024 (comparison with Flash Eurobarometer 543, April 2024)





























Flash Eurobarometer 557  
**Businesses' attitudes towards corruption in the EU and in selected enlargement countries**

Q8\_2 How likely do you think it is that the following would happen to people or businesses engaging in corrupt practices in (YOUR COUNTRY)? **They would face charges and go to court**

		Very likely	Fairly likely	Fairly unlikely	Very unlikely	Don't know/ No answer
EU27	 ---->	12	44	31	10	3
ME	 ---->	22	41	23	8	6
MK	 ---->	12	45	20	20	3
AL	 ---->	14	48	13	20	5
RS	 ---->	11	17	30	38	4

Flash Eurobarometer 557  
**Businesses' attitudes towards corruption in the EU and in selected enlargement countries**

Q8\_3 How likely do you think it is that the following would happen to people or businesses engaging in corrupt practices in (YOUR COUNTRY)? **They would be heavily fined or imprisoned by a court**

		Very likely	Fairly likely	Fairly unlikely	Very unlikely	Don't know/ No answer
EU27		8▼-1	33▲2	40▼-2	15▲1	4=
BE		9▼-1	39▲11	40▼-8	11▼-1	1▼-1
BG		1▼-1	11▲2	58▲3	27▼-4	3=
CZ		8▲1	37▲1	44▼-1	7▼-3	4▲2
DK		24▼-3	39▲4	18▼-4	10=	9▲3
DE		17▼-3	31▲2	23▼-8	22▲7	7▲2
EE		5▼-2	39▲8	40▼-6	7▼-2	9▲2
IE		9▼-2	25▼-2	46▲3	18=	2▲2
EL		11▲2	30▲1	39▼-1	18▼-3	2▲1
ES		5▼-3	31▲4	41▼-9	18▲7	5▲1
FR		4▼-3	34▲5	44▲1	16▼-3	2=
HR		11=	32=	30▼-2	20▼-2	7▲4
IT		3▲1	31▼-5	45▲4	17=	4=
CY		9▲1	31▲14	34▲1	23▼-18	3▲2
LV		11▲2	37=	36▼-1	7▼-3	9▲2
LT		10▲3	33▲1	49=	4▼-7	4▲3
LU		13▼-4	51▲6	17▼-3	10▼-1	9▲2
HU		6▼-1	24▼-3	45▲4	18▲2	7▼-2
MT		8▲2	32▲3	26▼-6	26▲3	8▼-2
NL		12▼-1	28▲1	45▼-2	10▼-1	5▲3
AT		12▼-4	44▼-1	28▲4	5▼-1	11▲2
PL		6▼-2	49▲6	34▼-5	8▲2	3▼-1
PT		15=	28▲3	47▼-5	7▲1	3▲1
RO		13=	31▼-3	41=	11=	4▲4
SI		5▲3	22▲1	45▼-1	26▼-4	2▲1
SK		1▼-2	20▲4	57▲1	20▼-2	2▼-1
FI		8▼-2	33=	42=	14▲2	3=
SE		7▼-1	35▼-1	46▲3	7▼-3	5▲2

Flash Eurobarometer 557 - Businesses' attitudes towards corruption in the EU and in selected enlargement countries






Fieldwork: 27/01-28/02/2025 / (%) Base: n=12 926 (EU27) – All companies

▼▲ Evolution 2025-2024 (comparison with Flash Eurobarometer 543, April 2024)































Flash Eurobarometer 557  
**Businesses' attitudes towards corruption in the EU and in selected enlargement countries**

Q8\_3 How likely do you think it is that the following would happen to people or businesses engaging in corrupt practices in (YOUR COUNTRY)? **They would be heavily fined or imprisoned by a court**

		Very likely	Fairly likely	Fairly unlikely	Very unlikely	Don't know/ No answer
EU27	 ---->	8	33	40	15	4
ME	 ---->	12	36	34	11	7
MK	 ---->	7	37	21	30	5
AL	 ---->	12	43	15	22	8
RS	 ---->	10	16	33	38	3

Flash Eurobarometer 557  
**Businesses' attitudes towards corruption in the EU and in selected enlargement countries**

D7 In the past three years, has your company taken part in a public tender or a public procurement procedure?

		No	Yes, once	Yes, more than once	Don't know/No answer
EU27		72▼=	6▼-1	21▲1	1=
BE		69▲7	7▼-6	23▼-2	1▲1
BG		82▲2	4▼-6	13▲4	1=
CZ		59▲2	7▼-5	34▲3	0=
DK		80▲3	6▼-1	12▼-3	2▲1
DE		70▼-2	4▼-2	23▲4	3=
EE		72▼-2	9▲2	19=	0=
IE		74▲6	4▼-4	17▼-7	5▲5
EL		77▲5	6▼-4	17▼-1	0=
ES		68▲3	6=	24▼-4	2▲1
FR		66▼-9	10▼-1	24▲11	0▼-1
HR		66▲2	8▼-1	25▼-2	1▲1
IT		82▲3	5▲3	13▼-6	0=
CY		81▲4	4▼-7	13▲1	2▲2
LV		66=	7▲2	27▼-1	0▼-1
LT		61▲2	9▼-2	30=	0=
LU		66▼-3	3=	28=	3▲3
HU		70▼-4	7▼-4	19▲5	4▲3
MT		73=	5▲2	22▼-2	0=
NL		92▲3	1▼-1	7▼-2	0=
AT		73▲1	4▲1	18▼-3	5▲1
PL		63▼-3	8▲1	27▲1	2▲2
PT		86▲11	0▼-5	13▼-7	0=
RO		72▼-1	8▼-3	20▲4	0=
SI		66▼-3	11▲4	23▼-1	0=
SK		61▲4	9▼-2	30▼-2	0=
FI		52▼-5	11=	37▲5	0=
SE		71▼-3	9▲3	18▼-1	2▲1

Flash Eurobarometer 557 - Businesses' attitudes towards corruption in the EU and in selected enlargement countries

Fieldwork: 27/01-28/02/2025 / (%) Base: n=12 926 (EU27) – All companies

▼▲ Evolution 2025-2024 (comparison with Flash Eurobarometer 543, April 2024)

Flash Eurobarometer 557  
**Businesses' attitudes towards corruption in the EU and in selected enlargement countries**





























D7 In the past three years, has your company taken part in a public tender or a public procurement procedure?

		No	Yes, once	Yes, more than once	Don't know/No answer
EU27	 ---->	72	6	21	1
ME	 ---->	74	8	18	0
MK	 ---->	83	6	10	1
AL	 ---->	89	4	7	0
RS	 ---->	67	6	26	1

Flash Eurobarometer 557  
Businesses' attitudes towards corruption in the EU and in selected enlargement countries

D8 In the last three years, do you think that corruption has prevented you or your company from winning a public tender or a public procurement contract?

**Caution: small base size at individual country level**

		Yes	No	Refusal	Don't know/No answer
EU27		25▼-2	68▲1	2▲2	5▼-1
BE		27▼-1	66▼-2	0=	7▲3
BG		35=	62▲3	0=	3▼-3
CZ		27▼-2	66=	0▼-1	7▲3
DK		11▼-2	87▲3	0=	2▼-1
DE		18▲1	80▲4	0▼-1	2▼-4
EE		17▲10	83▼-6	0=	0▼-4
IE		0▼-6	93▲9	0=	7▼-3
EL		48▼-6	48▲2	0=	4▲4
ES		40▲19	54▼-17	1▲1	5▼-3
FR		19▼-15	70▲9	5▲5	6▲1
HR		27▲6	65▼-7	0=	8▲1
IT		33▲4	65▼-3	0=	2▼-1
CY		37▼-24	47▲10	0=	16▲14
LV		27▼-2	67▲4	0▼-1	6▼-1
LT		32▼-2	66▲2	0▼-1	2▲1
LU		18▼-15	79▲13	3▲2	0=
HU		36▲7	56▼-9	0=	8▲2
MT		38▲12	45▼-9	0=	17▼-3
NL		19▲3	70▼-14	11▲11	0=
AT		22▲2	60▼-7	5▲3	13▲2
PL		12▼-12	77▲15	3▲3	8▼-6
PT		20▼-4	80▲4	0=	0=
RO		37▲2	59▼-5	0=	4▲3
SI		28▼-6	69▲5	0=	3▲1
SK		49▲4	43▼-4	0=	8=
FI		21▲7	78▼-6	0=	1▼-1
SE		32▲5	63▼-7	0=	5▲2

Flash Eurobarometer 557 - Businesses' attitudes towards corruption in the EU and in selected enlargement countries






Fieldwork: 27/01-28/02/2025 / (%) Base: n=3 951 (EU27) – Companies that took part in a public tender or a public procurement procedure in the past three years

▼▲ Evolution 2025-2024 (comparison with Flash Eurobarometer 543, April 2024)

Flash Eurobarometer 557  
**Businesses' attitudes towards corruption in the EU and in selected enlargement countries**





























D8 In the last three years, do you think that corruption has prevented you or your company from winning a public tender or a public procurement contract?

**Caution: small base size at individual country level**

		Yes	No	Refusal	Don't know/No answer
EU27	 ---->	25	68	2	5
ME	 ---->	23	77	0	0
MK	 ---->	43	47	4	6
AL	 ---->	49	49	1	1
RS	 ---->	39	57	0	4

Flash Eurobarometer 557  
Businesses' attitudes towards corruption in the EU and in selected enlargement countries

(Your company has not taken part in a public tender or a public procurement procedure in the past three years.)  
D9b Was it for any of the following reasons? (MULTIPLE ANSWERS POSSIBLE)

		The procedure seemed too bureaucratic or burdensome	The criteria seemed to be tailor-made for certain participants	The deal seemed to be done before the call to tender	The deadlines for submitting the project were too tight and impossible to meet	You had the impression that collusive bidding would take place	Other (spontaneous)	None (spontaneous)	Don't know/No answer
EU27		22▼-2	17▲1	12=	9=	8=	8▲1	53=	4▲1
BE		43▲12	22▲4	15▲3	18▲6	15▲12	9▲4	43▼-8	2▼-3
BG		20▼-1	17▼-2	14▼-1	6▼-1	10▲2	20▲2	41▼-1	2▲1
CZ		35▼-4	23▼-5	20▼-4	15=	13▼-3	6▼-1	48▲7	0▼-1
DK		5▼-7	7▲2	4▼-1	3▲1	2▲2	21▲6	63▼-2	4▲2
DE		26▼-8	19=	11▼-4	7▲2	6▼-3	8▼-1	36▼-3	22▲13
EE		22▼-2	17▲7	7▲2	7▼-4	7▲3	8▼-7	59▲8	0=
IE		15▲2	8▲1	6▲4	15▼-2	7=	12▲5	50▼-4	14=
EL		32=	34▲8	21▲5	18▲4	20▲5	3▼-1	42▼-7	2▲1
ES		16▼-9	17▼-3	17=	15▲1	7▼-10	13▲3	53▼-3	3▲2
FR		26▼-4	13=	15▲2	9▲2	5=	6▼-2	51=	0▼-2
HR		20▼-2	25▼-1	21▲2	10▼-1	18▼-3	6▲3	48▼-7	1▼-1
IT		12▲4	13▼-1	4▼-3	7=	4▲1	0▼-1	70▲1	1▲1
CY		26▲11	22▼-6	12▼-10	13▼-6	12▼-2	10▲4	51▼-1	0▼-1
LV		26▲7	15▲2	9=	7▲2	8▲2	10▼-9	53▲5	4▲1
LT		34▲8	21=	12▲2	21▲8	15=	3▼-3	52▲4	1▲1
LU		17▼-1	9▼-3	16▼-3	4▼-2	21▲2	26=	36▲1	5▲3
HU		26▲3	24▲8	19▲4	7=	11▲6	27▲15	31▼-13	2=
MT		24▼-6	9▼-4	9=	3▲2	6▼-5	17▲5	47▲8	3=
NL		13▼-6	7=	4▼-1	3▼-3	6=	7▼-2	72▲9	4=
AT		22=	23▼-1	10▲2	5▲1	5▼-3	9▲3	52=	9▲1
PL		17▼-7	15▲1	6▼-3	5▼-3	6▲1	9▲3	56▲3	4=
PT		21▼-7	25▲4	33▲6	15▲1	3▼-4	9▲2	41▼-1	2▼-1
RO		44▲5	34▲6	24▲4	24▲4	15▲4	6▲2	41▼-5	0=
SI		26▲11	14=	9▼-2	11▲5	11▼-1	16▲12	49▼-16	0=
SK		43▲4	35▲4	31▲2	25▲4	30▲6	5▼-6	33=	1=
FI		16▼-1	9▲1	6▲2	5▲1	5▲3	20▲4	57▼-3	0=
SE		25▲1	16▲6	9▲1	8▲2	6▲1	2▼-6	61▲4	2▼-1






Flash Eurobarometer 557 - Businesses' attitudes towards corruption in the EU and in selected enlargement countries

Fieldwork: 27/01-28/02/2025 / (%) Base: n=8 791 (EU27) – Companies that did not take part in a public tender or a public procurement procedure in the past three years

▼▲ Evolution 2025-2024 (comparison with Flash Eurobarometer 543, April 2024)





























**Businesses' attitudes towards corruption in the EU and in selected enlargement countries**

(Your company has not taken part in a public tender or a public procurement procedure in the past three years.)  
D9b Was it for any of the following reasons? (MULTIPLE ANSWERS POSSIBLE)

		The procedure seemed too bureaucratic or burdensome	The criteria seemed to be tailor-made for certain participants	The deal seemed to be done before the call to tender	The deadlines for submitting the project were too tight and impossible to meet	You had the impression that collusive bidding would take place	Other (spontaneous)	None (spontaneous)	Don't know/No answer
EU27	 →	22	17	12	9	8	8	53	4
ME	 →	20	12	18	8	10	16	40	1
MK	 →	16	17	21	9	14	31	30	1
AL	 →	16	10	17	7	16	18	52	2
RS	 →	27	29	27	9	19	9	32	4

**Businesses' attitudes towards corruption in the EU and in selected enlargement countries**

(Your company has been in contact with the public authorities to obtain a permits or use their services.)  
D11 And has anyone in (YOUR COUNTRY) asked or expected someone from your company to give a gift, favour, or extra money for any of the following permits or services? (MULTIPLE ANSWERS POSSIBLE)

		Building permits	Licence plates or permits related to vehicles	State aid and social, structural funds	Environmental permits including waste and water treatment	Business permits	Change of land use	None (spontaneous)	Don't know/ No answer
EU27		4▲3	2▲1	2▲1	1=	1=	0=	90▼-3	3=
BE		0▼-2	0=	0▼-2	0▼-2	0▼-2	0▼-2	99▲2	1=
BG		9=	2▼-4	2▼-1	1=	1▼-4	1▼-4	80▲3	7▲3
CZ		1▼-2	1▼-1	1=	1▼-1	1▲1	0=	96▲2	0▼-1
DK		1▼-2	0▼-1	1▲1	0=	1▲1	0=	97▲3	2=
DE		5▲4	3=	0▼-4	0=	2=	2▲1	77▲1	13▼-3
EE		1▲1	0▼-1	0▼-3	0=	0=	0=	97=	1▲1
IE		1▲1	2▲2	2▲2	2▲2	3▲3	0=	91▼-8	2▲1
EL		5▲1	6▲1	1=	1▼-4	4=	1=	84▼-2	1▲1
ES		7▲6	0=	7▲6	0=	0=	0=	86▼-10	1▼-1
FR		8▲7	3▲2	2▲2	0=	0=	0=	89▼-9	0=
HR		4▲3	1▲1	0▼-1	0=	2▲1	1▲1	90▼-5	3=
IT		0▼-1	0=	0=	0=	0=	0=	100▲1	0=
CY		4▼-2	0▼-3	0=	0=	2▼-1	0=	94▲2	1▲1
LV		1=	1▲1	0▼-1	0▼-1	0▼-1	0▼-1	98▲3	0▼-1
LT		2▼-1	0▼-2	1▲1	0▼-5	0=	0▼-1	95▲5	2▲1
LU		3▲3	5▼-1	0=	1=	4=	0=	91▼-1	0=
HU		2▲2	0=	0=	2▲2	1▲1	0=	96▼-3	0▼-1
MT		4▲4	0=	1=	1=	2▲2	0=	93▼-5	0▼-1
NL		4▲3	3▲3	1▲1	1▲1	0▼-1	0=	91▼-3	3▼-2
AT		5▲5	1=	1=	0=	1▲1	0=	83▼-7	10▲2
PL		2▲2	4▲3	3▲2	3▲3	0=	0=	88▼-9	5▲4
PT		2▲2	2▲2	0=	0▼-1	0=	2▲2	96▼-2	0▼-1
RO		8▲2	1=	1▲1	1=	1▼-1	2▲2	90▲1	0▼-1
SI		1▼-1	1=	0=	3▲3	3▲3	1=	94▼-3	0=
SK		8▲5	3▼-1	1▼-2	2=	2▲1	4▲1	86▼-1	1▲1
FI		0▼-1	2▲1	0▼-1	0=	0▼-1	0=	98▲2	0▼-1
SE		0▼-2	0▼-2	0=	0▼-1	0=	0=	99▲2	1▲1

Flash Eurobarometer 557 - Businesses' attitudes towards corruption in the EU and in selected enlargement countries






Fieldwork: 27/01-28/02/2025 / (%) Base: n=6 536 (EU27) – Companies that have been in contact with the public authorities in order to obtain a permit or use services in the past 12 months

▼▲ Evolution 2025-2024 (comparison with Flash Eurobarometer 543, April 2024)



**Businesses' attitudes towards corruption in the EU and in selected enlargement countries**

(Your company has been in contact with the public authorities to obtain a permits or use their services.)  
D11 And has anyone in (YOUR COUNTRY) asked or expected someone from your company to give a gift, favour, or extra money for any of the following permits or services? (MULTIPLE ANSWERS POSSIBLE)

		Building permits	Licence plates or permits related to vehicles	State aid and social, structural funds	Environmental permits including waste and water treatment	Business permits	Change of land use	None (spontaneous)	Don't know/ No answer
EU27	 →	4	2	2	1	1	0	90	3
ME	 →	0	3	5	0	2	0	91	1
MK	 →	4	1	2	3	4	4	82	5
AL	 →	7	0	2	6	17	2	72	1
RS	 →	2	1	0	1	1	1	93	2

